



Global Info Analytics

Analytics . Polls . Modelling

**National Opinion Poll
Presidential/Parliamentary
Report
8th April 2024**



Executive Summary

EXECUTIVE SUMMARY

- ❑ A national opinion poll by Global InfoAnalytics for the 2024 presidential election shows the ruling party's candidate, Dr Mahamudu Bawumia (DMB) trailing the main opposition candidate, John Dramani Mahama (JDM) in the race to lead the country in 2025. The poll shows JDM leads with 54.3%, DMB, 34.9%, Alan Kwadwo Kyeremanten (AKK), 7.5%, Nana Kwame Bediako, 2.3%, others, 1%.
- ❑ Using weighted polling data, JDM surges ahead with nearly 56%, DMB, 34% and AKK, 7%, Nana Kwame Bediako (NKB), 2% and others 1%. The poll shows that, among first-time voters, JDM leads DMB 52% to 33% and among non-first-time voters, JDM leads DMB with 55% to 35%.
- ❑ In a twist at the regional level, JDM now leads in the North East region with 58%, DMB, 26% and AKK, 11%. In the turnaround for DMB in the Ashanti region, DMB has now regained the lead with 54%, JDM, 31%, AKK, 12% and Nana Kwame Bediako, 2%. DMB also made a significant recovery in the Central Region, a critical and must win region for the NPP in the 2024 election. However, he still trails JDM 45% to 51%.
- ❑ The poll also shows a disturbing outlook for the ruling government as the opposition leader extends his lead in the three critical swing regions (Greater Accra, Central and Western regions). Though JDM lost grounds in the Central region, his dominance in the Greater Accra and Western regions now stands at 66% and DMB, 28%, AKK, 5% and NKB, 1%.
- ❑ The poll also shows DMB making significant gains in the Oti Region and now at 42%, JDM 49%, AKK, 4% and NKB, 2%.
- ❑ In the Volta Region, JDM leads with 74% while DMB attracts 12%. The poll from the region shows AKK making strong gains as he now attracts 10% of the votes and NKB, 2%.
- ❑ John Mahama leads in 55 out of the 82 constituencies polled while Dr Bawumia leads in 26 and the two are tied in one constituency.
- ❑ On whether religion will play any role on voters' choice of candidate, 84% said religion is unlikely to play any role while 14% said it will play a role. In the previous quarter, nearly 24% said it will play a role, down 10%.

EXECUTIVE SUMMARY

- ❑ The poll shows that 74% of voters are unlikely to change their mind on who they intend to vote, while 12% are likely to change their mind with further 14% saying they are neutral about it. While 12% of NPP voters say they are likely to change their mind, only 9% of NDC voters said they are likely to change their mind. For floating voters, it is 12%. 77% of NPP voters are unlikely to change their mind while 79% of NDC voters say they are unlikely to change their mind and 72% for floating voters.
- ❑ On the question of whether voters support JDM's decision to retain Prof. Jane Naana Opoku Agyemang as his running mate, the poll shows 60% of voters backing the decision, 15% oppose the decision and 25% are neutral. The poll also shows that 79% of NDC voters support the decision to retain the professor, while 49% of NPP voters also support the decision and 54% of floating voters also back the decision.
- ❑ On the issue of which campaign promises will influence voters in the December election, 48% said 24 Hr Economy, Digitalisation, 29%, Great Transformational Plan (GTP), 6% while 17% said they will not be influenced by any of the slogans.
- ❑ When voters were asked the extent to which they agree or disagree that Dr Mahamudu Bawumia is partly to be blamed for the economic crisis, 60% of voters agreed compared to 34% who disagreed and 6% did not have an opinion.
- ❑ On the question of who is more trusted and competent amongst the leading candidates, the poll also shows that JDM is the most trusted and most competent with a score rate of 2.05 out of 3.0. DMB comes second with a score of 1.89 and AKK, 1.72.

EXECUTIVE SUMMARY

- According to the poll, majority of voters rate their MP's performance as average with 35%. 22% rate performance of their MPs as very good/good, while 23% rate their performance as poor/very poor. Only 11% rated their MPs as excellent and 10% did not have an opinion.
- When voters were asked which parties candidates they voted for in the 2020 parliamentary elections, 47% said they voted the NPP candidate while 43% voted for NDC candidates. However, for the 2024 parliamentary elections, 48% now intend to vote for NDC candidates compared to 34% for NPP, suggesting that NDC is more than likely to form the majority in the next parliament. The results show NPP making some grounds in the parliamentary elections following the selection of fresh faces during their primaries in January 2024. In the January 2024 poll, the NDC led the generic parliamentary race 52% to 31%, 21% lead which has now been cut to 14%.
- However, on parliamentary constituency from the current poll, the NDC leads in 49 constituencies, NPP is 31 constituencies and there is a tie in 2 constituencies.
- On whether voters believe the NPP will break the eight (8), the poll shows that 55% of voters do not believe the NPP can break the eight, 27% believe it can break the eight while 18% did not have an opinion. Only Eastern and Ashanti regions with a majority of 47% and 46% believe the NPP will break the eight.
- The poll also shows that only 60% of voters who voted for Nana Akufo Addo in the 2020 elections intend to vote for Dr Bawumia while 19% intend to vote for JDM, 9% will vote for AKK and 2% for NKB. 92% of JDM voters in 2020 elections intend to vote for him again, 3% will vote for DMB, 2% for AKK and 1% NKB.



Methodology & Approach

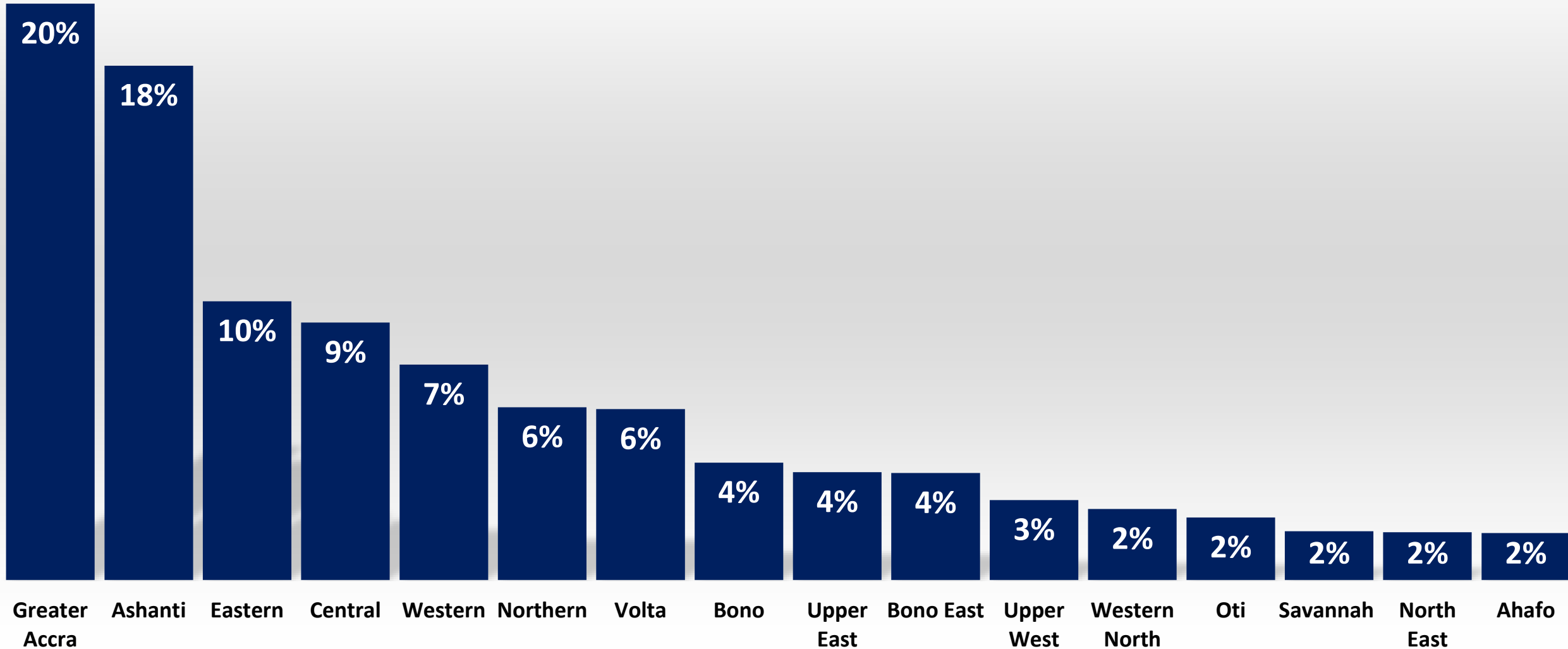
Methodology and Approach:

- Sample size: 6,128 voters were interviewed of which 5,928 responded to questions on who they intend to vote in the December 2024 elections.
- Confidence level: 99% and Margin of Error of 1.66%.
- The Electoral Commission's 2023 voters register was used as sample frame.
- 30 percent of constituencies from each region was randomly selected and allocated the regional quota based on total voters in each of the selected constituencies.
- Voters are selected randomly in the communities to respond to the polls. Poll are not carried out in churches, mosques, associations or in groups to avoid herding.
- The presidential result is based on "likely voters" model. However, the regional and constituency polls are based on all voters' model which includes responses of voters who have indicated that they will not vote.
- The poll is cross-sectional and was carried out in 82 constituencies in all the 16 regions.
- The weighted poll uses the following 3 month moving average of party affiliations:
 - NPP 30%
 - NDC 34%
 - Floating voters 19%
 - other parties 2% and
 - Not disclosed 15%.
- Demographic analysis of the results would have higher margin of error.
- Field interviews were conducted between 22nd March to 30th March 24



Regional Sample Allocation

Regional Sample Allocations (%)



Sample Allocations-Constituencies and Gender

Regions	Constituencies	Gender			Total
		Male	Female	Other	
Ahafo	Asutifi South	28	27	0	55
	Asutifi North	24	29	0	53
	Total	52	56	0	108
Ashanti	Manso Nkwanta	35	32	0	67
	Offinso North	30	24	0	54
	Sekyere Afram Plains	25	26	0	51
	Asante Akim Central	30	29	0	59
	Asante Akim North	30	25	0	55
	Atwima Nwabiagya South	52	40	0	92
	Offinso South	41	44	0	85
	Asante Akim South	39	41	0	80
	Asawase	58	58	0	116
	Adansi Asokwa	22	24	0	46
	Ahafo Ano North	31	26	0	57
	Atwima Mponua	39	45	0	84
	Bantama	50	41	0	91
	Kwadaso	49	42	0	91
	Total	531	497	0	1028
	Bono	Berekum West	21	13	0
Dormaa East		20	21	0	41
Sunyani West		50	32	2	84
Jaman North		43	41	0	84
Total	134	107	2	243	
Bono East	Kintampo North	38	45	0	83
	Pru West	21	20	0	41
	Atebubu/Amantin	42	38	0	80
Total	101	103	0	204	
Central	Assin Central	26	22	0	48
	Mfantseman	48	47	0	95
	Gomoa East	56	57	0	113
	Cape Coast South	26	26	0	52
	Twifo Atti Morkwa	27	30	0	57
	Ajumako Enyan Esiam	41	42	0	83
	Agona West	45	38	0	83
	Total	269	262	0	531



Regions	Constituencies	Gender			Total
		Male	Female	Other	
Eastern	Akuapem South	36	15	0	51
	Abuakwa South	29	30	0	59
	Abuakwa North	26	23	0	49
	Upper West Akim	41	22	0	63
	Okere	21	19	0	40
	Kwahu Afram Plains North	22	22	0	44
	New Juaben North	23	25	0	48
	Kade	37	39	0	76
	Nkawkaw	51	35	1	87
	Akim Oda	23	22	1	46
Total	309	252	2	563	
Greater Accra	Ningo Prampram	57	48	0	105
	Korle Klottedey	54	53	0	107
	Dadekotopon	70	65	0	135
	Okaikwei North	45	40	0	85
	Krowor	56	57	0	113
	Kpone-Katamanso	76	66	0	142
	Ledzokuku	85	84	0	169
	Ablekuma West	69	33	0	102
	Amasaman	98	74	0	172
	Shai-Osudoku	50	24	0	74
Total	660	544	0	1204	
Sele Northern	Kumbungu	46	37	0	83
	Tamale North	44	35	0	79
	Mion	34	34	0	68
	Wulesnsi	38	36	0	74
	Nanton	27	27	0	54
Total	189	169	0	358	
North East	Yunyoo	24	15	0	39
	Chereponi	41	17	0	58
Total	65	32	0	97	
Oti	Nkwanta North	36	31	0	67
	Krachi East	42	23	0	65
Total	78	54	0	132	
Savannah	Bole-Bamboi	30	32	0	62
	Daboya/Mankarigu	27	12	0	39
Total	57	44	0	101	

Sample Allocations-Constituencies and Gender

Regions	Constituencies	Gender			Total
		Male	Female	Other	
Upper East	Bolgatanga Central	30	28	0	58
	Builsa North	14	10	0	24
	Zebilla	27	25	0	52
	Pusiga	22	17	0	39
	Bawku Central	26	24	1	51
	Total	119	104	1	224
Upper West	Sissala West	23	23	0	46
	Jirapa	36	19	0	55
	Wa West	34	27	1	62
	Total	93	69	1	163
Volta	Adaklu	28	27	2	57
	Ho Central	65	52	0	117
	Akatsi North	9	10	1	20
	North Tongu	38	39	0	77
	Akatsi South	43	30	0	73
	Total	183	158	3	344
Western	Kwesimintsim	34	34	0	68
	Ahanta West	58	45	0	103
	Ellembele	43	44	0	87
	Essikadu-Ketan	46	44	0	90
	Takoradi	33	32	0	65
	Total	214	199	0	413
Western North	Aowin	57	34	0	91
	Bodi	16	14	1	31
	Suaman	11	13	0	24
	Total	84	61	1	146
Grand Total		3073	2679	10	5762





Party Affiliation of Respondents-Constituencies

Party Affiliation of Respondents-Constituencies



		Party Affiliation						
		NPP	NDC	Floating Voters	Other Parties	Not Disclosed	Total	
Ahafo	Asutifi South	Freq	14	3	9	0	29	55
		Row %	25.45%	5.45%	16.36%	0.00%	52.73%	50.93%
	Asutifi North	Freq	12	8	32	1	0	53
		Row %	22.64%	15.09%	60.38%	1.89%	0.00%	49.07%
Total	Freq	26	11	41	1	29	108	
Ashanti	Manso Nkwanta	Freq	41	8	2	0	15	66
		Row %	62.12%	12.12%	3.03%	0.00%	22.73%	6.45%
	Offinso North	Freq	17	6	8	2	21	54
		Row %	31.48%	11.11%	14.81%	3.70%	38.89%	5.28%
	Sekyere Afram Plains	Freq	9	4	10	3	24	50
		Row %	18.00%	8.00%	20.00%	6.00%	48.00%	4.89%
	Asante Akim Central	Freq	26	12	14	3	3	58
		Row %	44.83%	20.69%	24.14%	5.17%	5.17%	5.67%
	Asante Akim North	Freq	18	9	0	0	28	55
		Row %	32.73%	16.36%	0.00%	0.00%	50.91%	5.38%
	Atwima Nwabiagya South	Freq	66	6	12	0	8	92
		Row %	71.74%	6.52%	13.04%	0.00%	8.70%	8.99%
	Offinso South	Freq	44	9	4	5	23	85
		Row %	51.76%	10.59%	4.71%	5.88%	27.06%	8.31%
	Asante Akim South	Freq	40	24	7	0	9	80
		Row %	50.00%	30.00%	8.75%	0.00%	11.25%	7.82%
	Asawase	Freq	51	65	0	0	0	116
		Row %	43.97%	56.03%	0.00%	0.00%	0.00%	11.34%
	Adansi Asokwa	Freq	24	17	0	0	5	46
		Row %	52.17%	36.96%	0.00%	0.00%	10.87%	4.50%
	Ahafo Ano North	Freq	41	11	3	0	2	57
		Row %	71.93%	19.30%	5.26%	0.00%	3.51%	5.57%
	Atwima Mponua	Freq	16	3	20	0	43	82
		Row %	19.51%	3.66%	24.39%	0.00%	52.44%	8.02%
	Bantama	Freq	6	2	30	0	53	91
		Row %	6.59%	2.20%	32.97%	0.00%	58.24%	8.90%
	Kwadaso	Freq	4	1	32	0	54	91
		Row %	4.40%	1.10%	35.16%	0.00%	59.34%	8.90%
Total	Freq	403	177	142	13	288	1023	
Bono	Berekum West	Freq	3	9	4	0	18	34
		Row %	8.82%	26.47%	11.76%	0.00%	52.94%	13.99%
	Dormaa East	Freq	12	1	12	3	13	41
		Row %	29.27%	2.44%	29.27%	7.32%	31.71%	16.87%
	Sunyani West	Freq	17	7	37	4	19	84
		Row %	20.24%	8.33%	44.05%	4.76%	22.62%	34.57%
	Jaman North	Freq	8	26	15	0	35	84
		Row %	9.52%	30.95%	17.86%	0.00%	41.67%	34.57%
	Total	Freq	40	43	68	7	85	243

		Party Affiliation						
		NPP	NDC	Floating Voters	Other Parties	Not Disclosed	Total	
Bono East	Kintampo North	Freq	16	16	16	12	21	81
		Row %	19.75%	19.75%	19.75%	14.81%	25.93%	40.10%
	Pru West	Freq	14	17	5	1	4	41
		Row %	34.15%	41.46%	12.20%	2.44%	9.76%	20.30%
	Atebubu/Amantin	Freq	25	17	21	10	7	80
		Row %	31.25%	21.25%	26.25%	12.50%	8.75%	39.60%
Total	Freq	55	50	42	23	32	202	
Central	Assin Central	Freq	31	13	2	0	2	48
		Row %	64.58%	27.08%	4.17%	0.00%	4.17%	9.06%
	Mfantseman	Freq	29	38	19	1	8	95
		Row %	30.53%	40.00%	20.00%	1.05%	8.42%	17.92%
	Gomoa East	Freq	36	42	16	1	18	113
		Row %	31.86%	37.17%	14.16%	0.88%	15.93%	21.32%
	Cape Coast South	Freq	20	20	4	2	6	52
		Row %	38.46%	38.46%	7.69%	3.85%	11.54%	9.81%
	Twifo Atti Morkwa	Freq	21	26	0	0	9	56
		Row %	37.50%	46.43%	0.00%	0.00%	16.07%	10.57%
	Ajumako Enyan Esiam	Freq	28	33	5	1	16	83
		Row %	33.73%	39.76%	6.02%	1.20%	19.28%	15.66%
Agona West	Freq	38	34	6	0	5	83	
	Row %	45.78%	40.96%	7.23%	0.00%	6.02%	15.66%	
Total	Freq	203	206	52	5	64	530	
Eastern	Akuapem South	Freq	43	4	0	0	3	50
		Row %	86.00%	8.00%	0.00%	0.00%	6.00%	8.93%
	Abuakwa South	Freq	24	4	23	0	7	58
		Row %	41.38%	6.90%	39.66%	0.00%	12.07%	10.36%
	Abuakwa North	Freq	36	13	0	0	0	49
		Row %	73.47%	26.53%	0.00%	0.00%	0.00%	8.75%
	Upper West Akim	Freq	24	15	1	0	23	63
		Row %	38.10%	23.81%	1.59%	0.00%	36.51%	11.25%
	Okere	Freq	20	6	3	0	11	40
		Row %	50.00%	15.00%	7.50%	0.00%	27.50%	7.14%
	Kwahu Afram Plains North	Freq	12	27	4	0	0	43
		Row %	27.91%	62.79%	9.30%	0.00%	0.00%	7.68%
	New Juaben North	Freq	22	19	0	0	7	48
		Row %	45.83%	39.58%	0.00%	0.00%	14.58%	8.57%
	Kade	Freq	31	8	22	2	13	76
		Row %	40.79%	10.53%	28.95%	2.63%	17.11%	13.57%
	Nkawkaw	Freq	16	8	53	7	3	87
		Row %	18.39%	9.20%	60.92%	8.05%	3.45%	15.54%
Akim Oda	Freq	29	6	9	0	2	46	
	Row %	63.04%	13.04%	19.57%	0.00%	4.35%	8.21%	
Total	Freq	257	110	115	9	69	560	

Party Affiliation of Respondents-Constituencies

		Party Affiliation							
			NPP	NDC	Floating Voters	Other Parties	Not Disclosed	Total	
Greater Accra	Ningo Prampram	Freq	0	6	3	0	96	105	
		Row %	0.00%	5.71%	2.86%	0.00%	91.43%	8.74%	
	Korle Klottey	Freq	10	70	10	0	17	107	
		Row %	9.35%	65.42%	9.35%	0.00%	15.89%	8.91%	
	Dadekotopon	Freq	46	78	11	0	0	135	
		Row %	34.07%	57.78%	8.15%	0.00%	0.00%	11.24%	
	Okaikei North	Freq	21	23	41	0	0	85	
		Row %	24.71%	27.06%	48.24%	0.00%	0.00%	7.08%	
	Krowor	Freq	45	39	5	3	21	113	
		Row %	39.82%	34.51%	4.42%	2.65%	18.58%	9.41%	
	Kpone-Katamanso	Freq	33	85	7	0	16	141	
		Row %	23.40%	60.28%	4.96%	0.00%	11.35%	11.74%	
	Ledzokuku	Freq	18	31	117	0	2	168	
		Row %	10.71%	18.45%	69.64%	0.00%	1.19%	13.99%	
	Ablekuma West	Freq	43	51	8	0	0	102	
		Row %	42.16%	50.00%	7.84%	0.00%	0.00%	8.49%	
	Amasaman	Freq	68	48	40	0	15	171	
		Row %	39.77%	28.07%	23.39%	0.00%	8.77%	14.24%	
Shai-Osudoku	Freq	18	49	7	0	0	74		
	Row %	24.32%	66.22%	9.46%	0.00%	0.00%	6.16%		
	Total	Freq	302	480	249	3	167	1201	
Northern	Kumbungu	Freq	3	19	28	0	33	83	
		Row %	3.61%	22.89%	33.73%	0.00%	39.76%	23.18%	
	Tamale North	Freq	17	57	5	0	0	79	
		Row %	21.52%	72.15%	6.33%	0.00%	0.00%	22.07%	
	Mion	Freq	23	14	13	0	18	68	
		Row %	33.82%	20.59%	19.12%	0.00%	26.47%	18.99%	
	Wulesnsi	Freq	17	52	4	0	1	74	
		Row %	22.97%	70.27%	5.41%	0.00%	1.35%	20.67%	
	Nanton	Freq	29	23	0	2	0	54	
		Row %	53.70%	42.59%	0.00%	3.70%	0.00%	15.08%	
		Total	Freq	89	165	50	2	52	358
	North East	Yunyoo	Freq	11	6	1	3	18	39
Row %			28.21%	15.38%	2.56%	7.69%	46.15%	40.21%	
Chereponi		Freq	10	25	2	2	19	58	
		Row %	17.24%	43.10%	3.45%	3.45%	32.76%	59.79%	
	Total	Freq	21	31	3	5	37	97	
Oti	Nkwanta North	Freq	16	11	10	2	27	66	
		Row %	24.24%	16.67%	15.15%	3.03%	40.91%	51.97%	
	Krachi East	Freq	30	15	4	0	12	61	
		Row %	49.18%	24.59%	6.56%	0.00%	19.67%	48.03%	
	Total	Freq	46	26	14	2	39	127	



		Party Affiliation							
			NPP	NDC	Floating Voters	Other Parties	Not Disclosed	Total	
Savannah	Bole-Bamboi	Freq	13	28	8	0	13	62	
		Row %	20.97%	45.16%	12.90%	0.00%	20.97%	61.39%	
	Daboya/Mankarigu	Freq	20	10	4	1	4	39	
		Row %	51.28%	25.64%	10.26%	2.56%	10.26%	38.61%	
		Total	Freq	33	38	12	1	17	101
	Upper East	Bolgatanga Central	Freq	14	25	18	1	0	58
Row %			24.14%	43.10%	31.03%	1.72%	0.00%	26.01%	
Builsa North		Freq	1	17	0	0	6	24	
		Row %	4.17%	70.83%	0.00%	0.00%	25.00%	10.76%	
Zebilla		Freq	9	21	20	0	2	52	
		Row %	17.31%	40.38%	38.46%	0.00%	3.85%	23.32%	
Pusiga		Freq	12	1	11	3	12	39	
		Row %	30.77%	2.56%	28.21%	7.69%	30.77%	17.49%	
Bawku Central		Freq	13	21	9	2	5	50	
		Row %	26.00%	42.00%	18.00%	4.00%	10.00%	22.42%	
	Total	Freq	49	85	58	6	25	223	
Upper West	Sissala West	Freq	11	34	0	0	0	45	
		Row %	24.44%	75.56%	0.00%	0.00%	0.00%	27.95%	
	Jirapa	Freq	10	30	10	0	4	54	
		Row %	18.52%	55.56%	18.52%	0.00%	7.41%	33.54%	
	Wa West	Freq	10	30	13	3	6	62	
		Row %	16.13%	48.39%	20.97%	4.84%	9.68%	38.51%	
	Total	Freq	31	94	23	3	10	161	
Volta	Adaklu	Freq	1	31	17	1	5	55	
		Row %	1.82%	56.36%	30.91%	1.82%	9.09%	16.08%	
	Ho Central	Freq	18	50	13	19	17	117	
		Row %	15.38%	42.74%	11.11%	16.24%	14.53%	34.21%	
	Akatsi North	Freq	2	9	4	1	4	20	
		Row %	10.00%	45.00%	20.00%	5.00%	20.00%	5.85%	
	North Tongu	Freq	7	64	1	1	4	77	
		Row %	9.09%	83.12%	1.30%	1.30%	5.19%	22.51%	
	Akatsi South	Freq	11	28	32	0	2	73	
		Row %	15.07%	38.36%	43.84%	0.00%	2.74%	21.35%	
	Total	Freq	39	182	67	22	32	342	

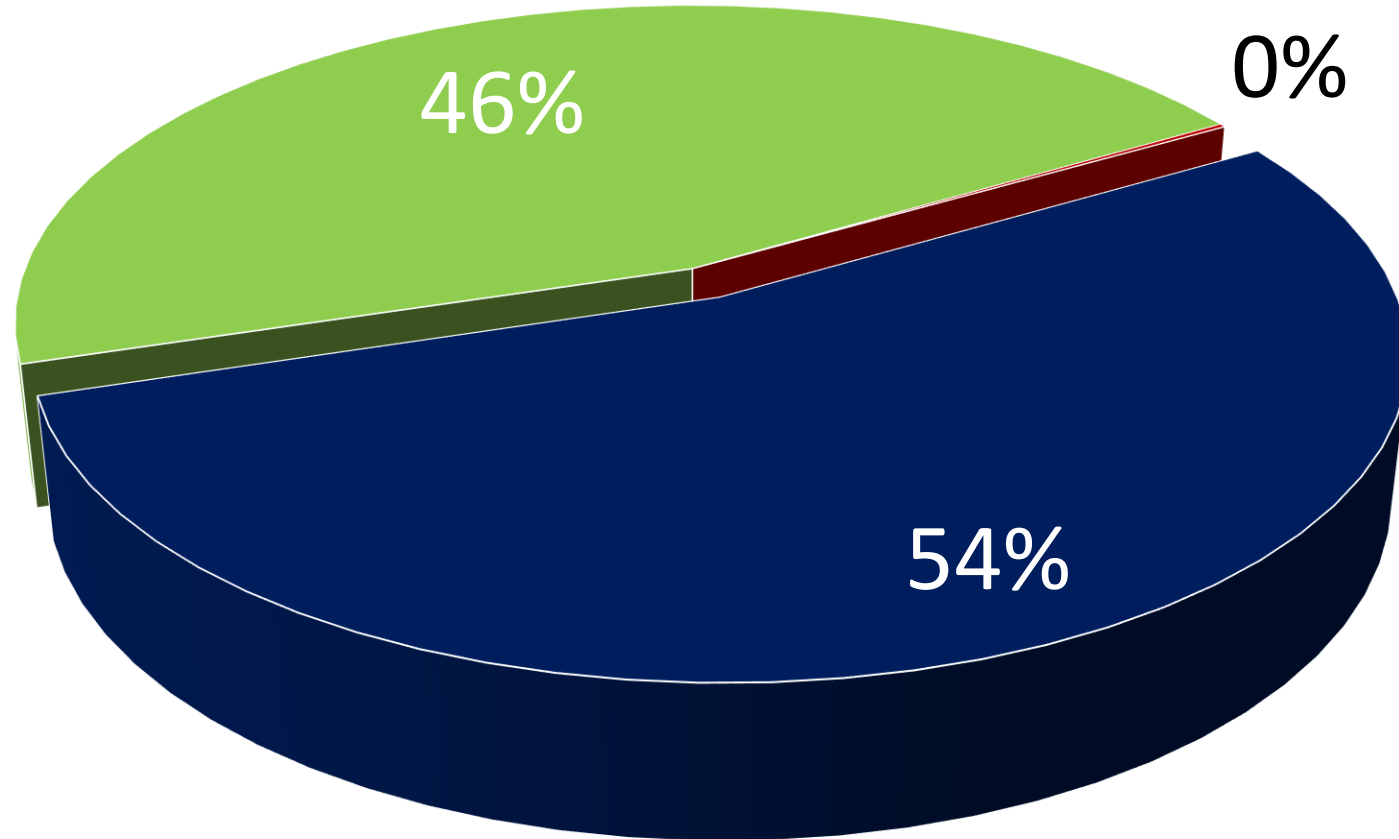
Party Affiliation of Respondents-Constituencies

		Party Affiliation							
			NPP	NDC	Floating Voters	Other Parties	Not Disclosed	Total	
Western	Kwesimintsim	Freq	12	20	25	3	7	67	
		Row %	17.91%	29.85%	37.31%	4.48%	10.45%	16.34%	
	Ahanta West	Freq	21	30	1	1	50	103	
		Row %	20.39%	29.13%	0.97%	0.97%	48.54%	25.12%	
	Ellembele	Freq	2	9	76	0	0	87	
		Row %	2.30%	10.34%	87.36%	0.00%	0.00%	21.22%	
	Essikadu-Ketan	Freq	31	21	11	14	12	89	
		Row %	34.83%	23.60%	12.36%	15.73%	13.48%	21.71%	
	Takoradi	Freq	11	11	38	4	0	64	
		Row %	17.19%	17.19%	59.38%	6.25%	0.00%	15.61%	
		Total	Freq	77	91	151	22	69	410
	Western North	Aowin	Freq	35	22	9	1	24	91
Row %			38.46%	24.18%	9.89%	1.10%	26.37%	62.33%	
Bodi		Freq	14	15	1	0	1	31	
		Row %	45.16%	48.39%	3.23%	0.00%	3.23%	21.23%	
Suaman		Freq	5	5	12	1	1	24	
		Row %	20.83%	20.83%	50.00%	4.17%	4.17%	16.44%	
	Total	Freq	54	42	22	2	26	146	



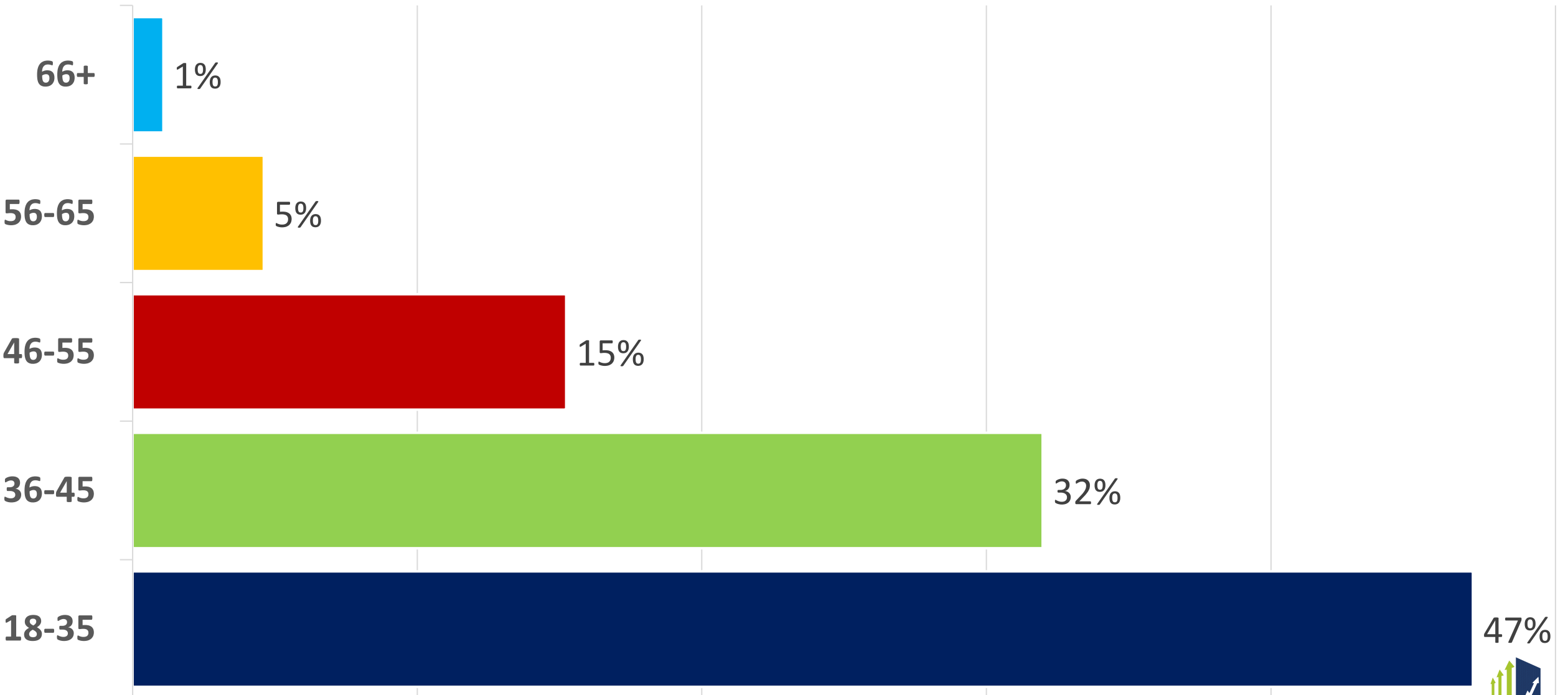
Demographics

Gender

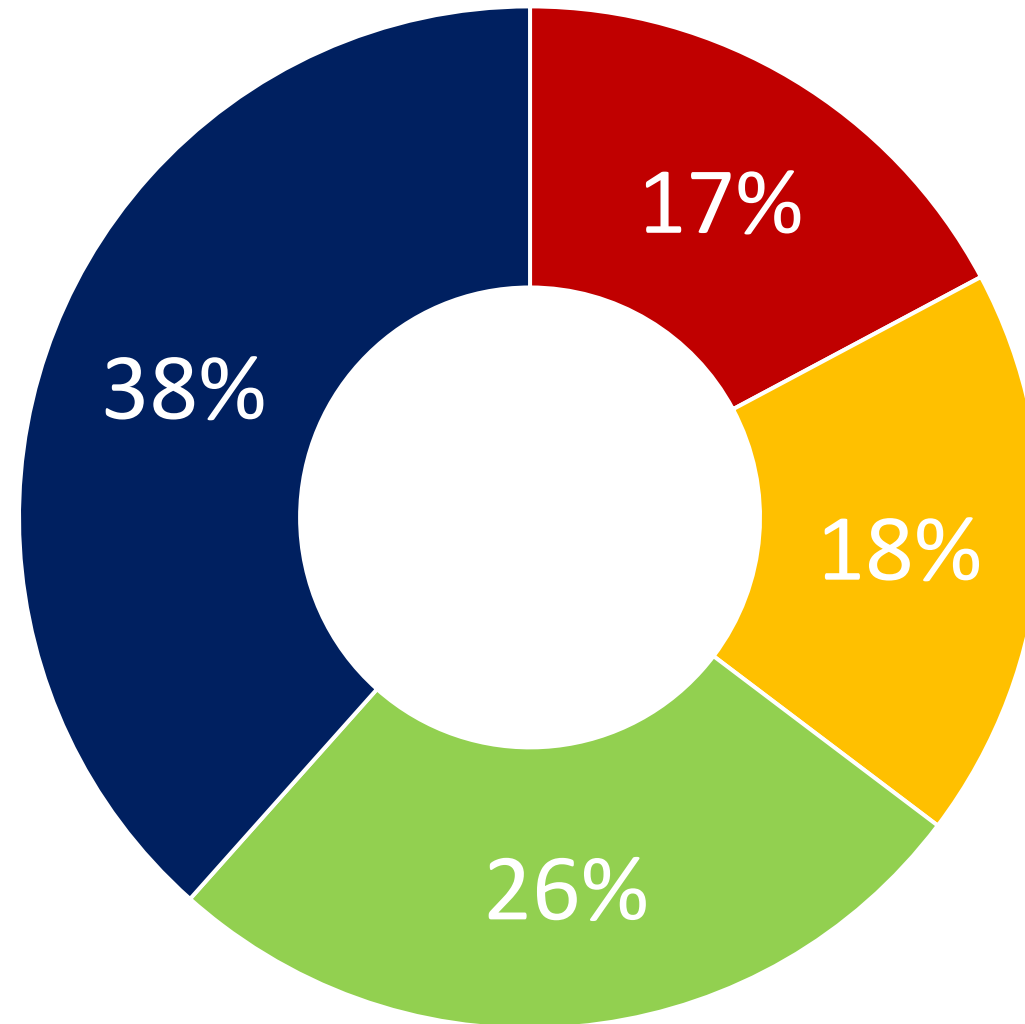


■ Male ■ Female ■ Other

Age Groups

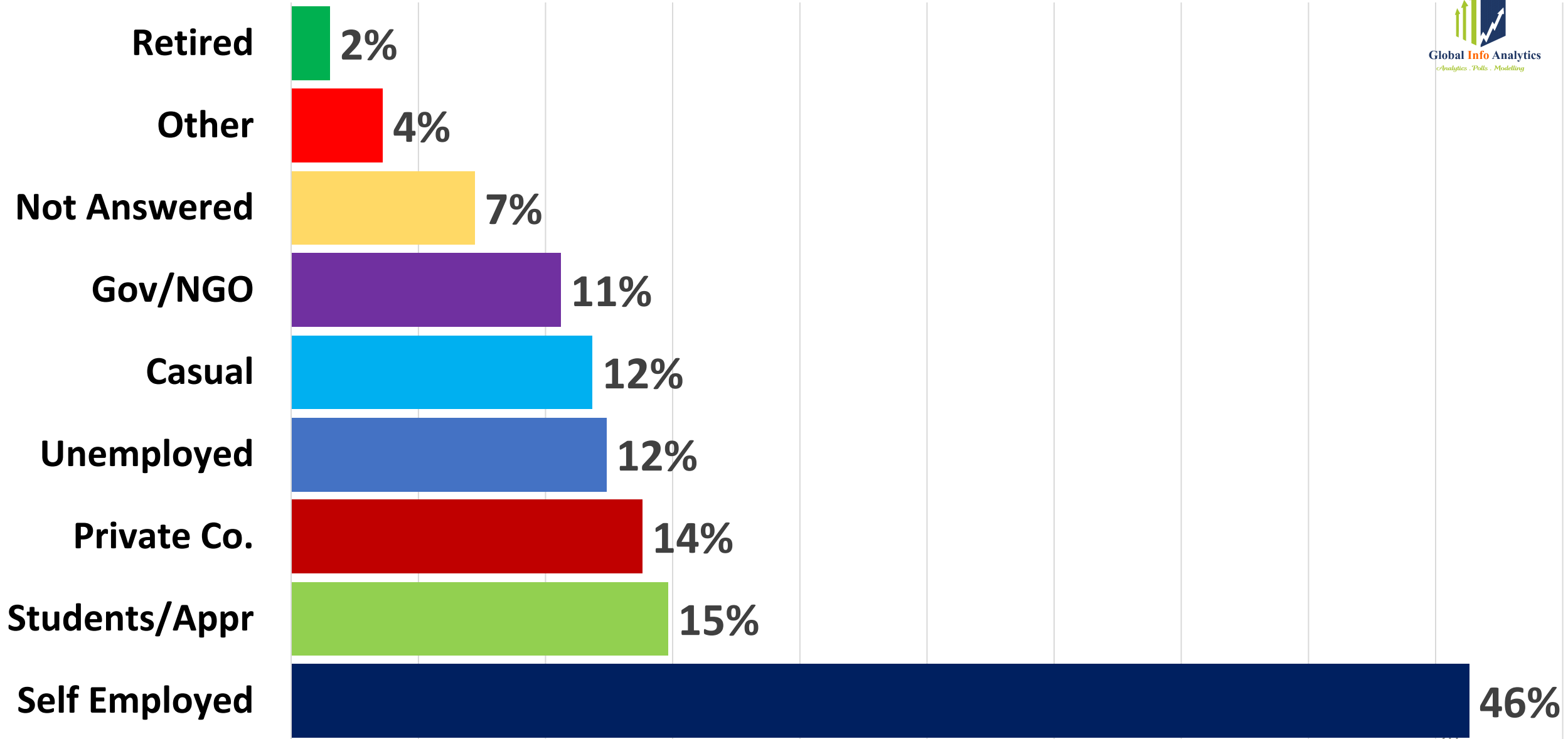


Education

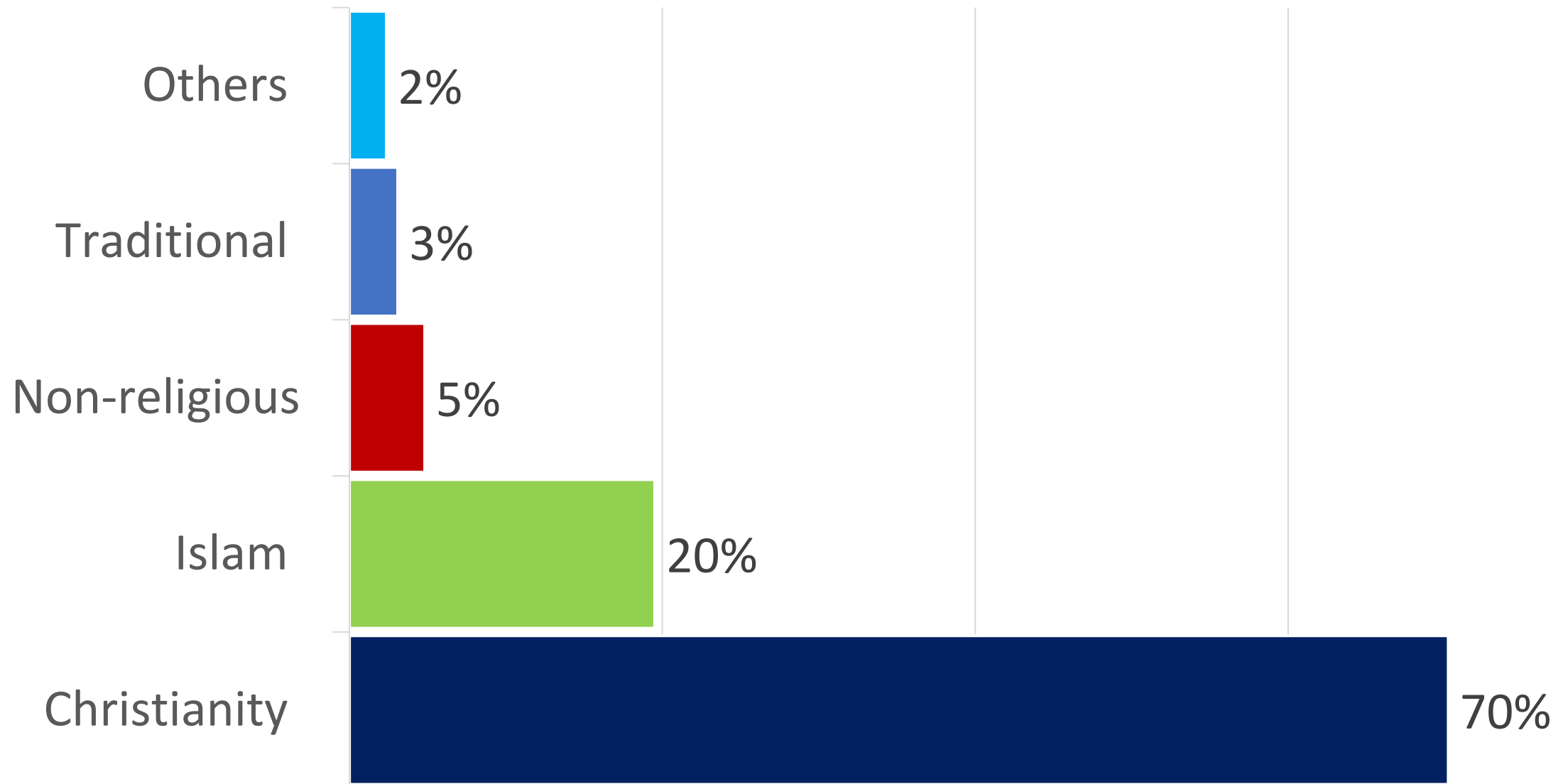


■ Junior High ■ No Education ■ Tertiary ■ Senior High

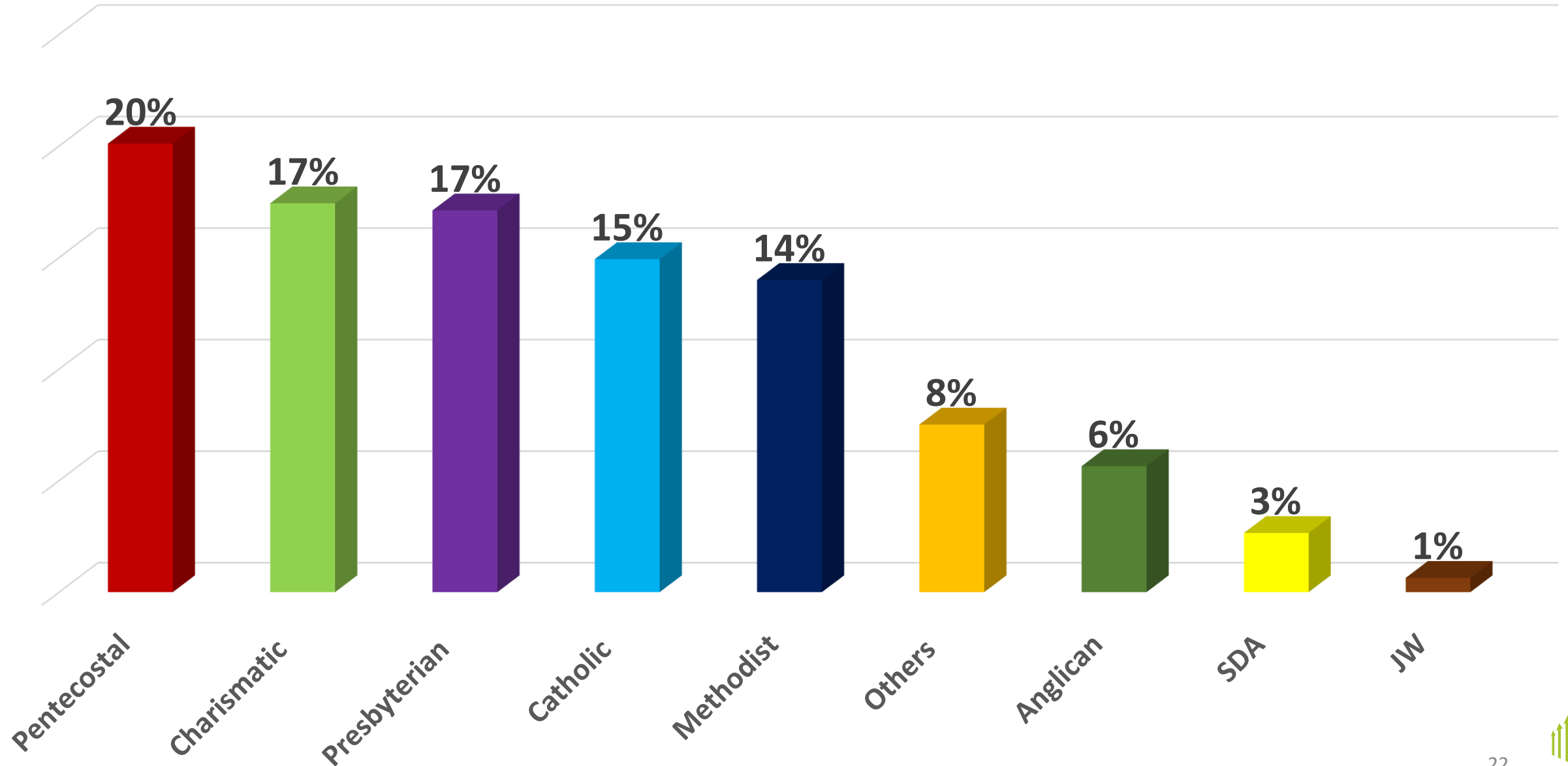
Employment



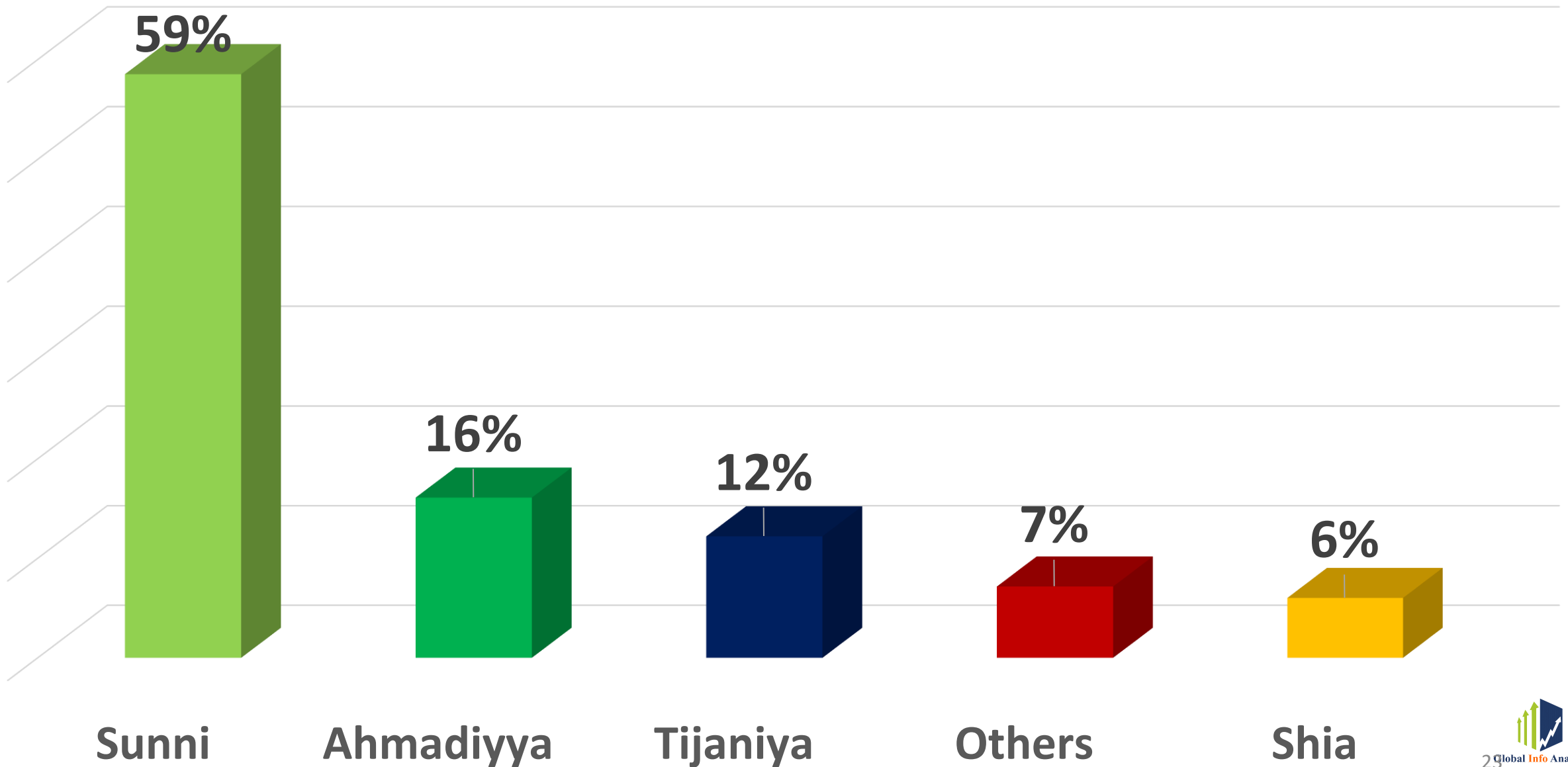
Religion



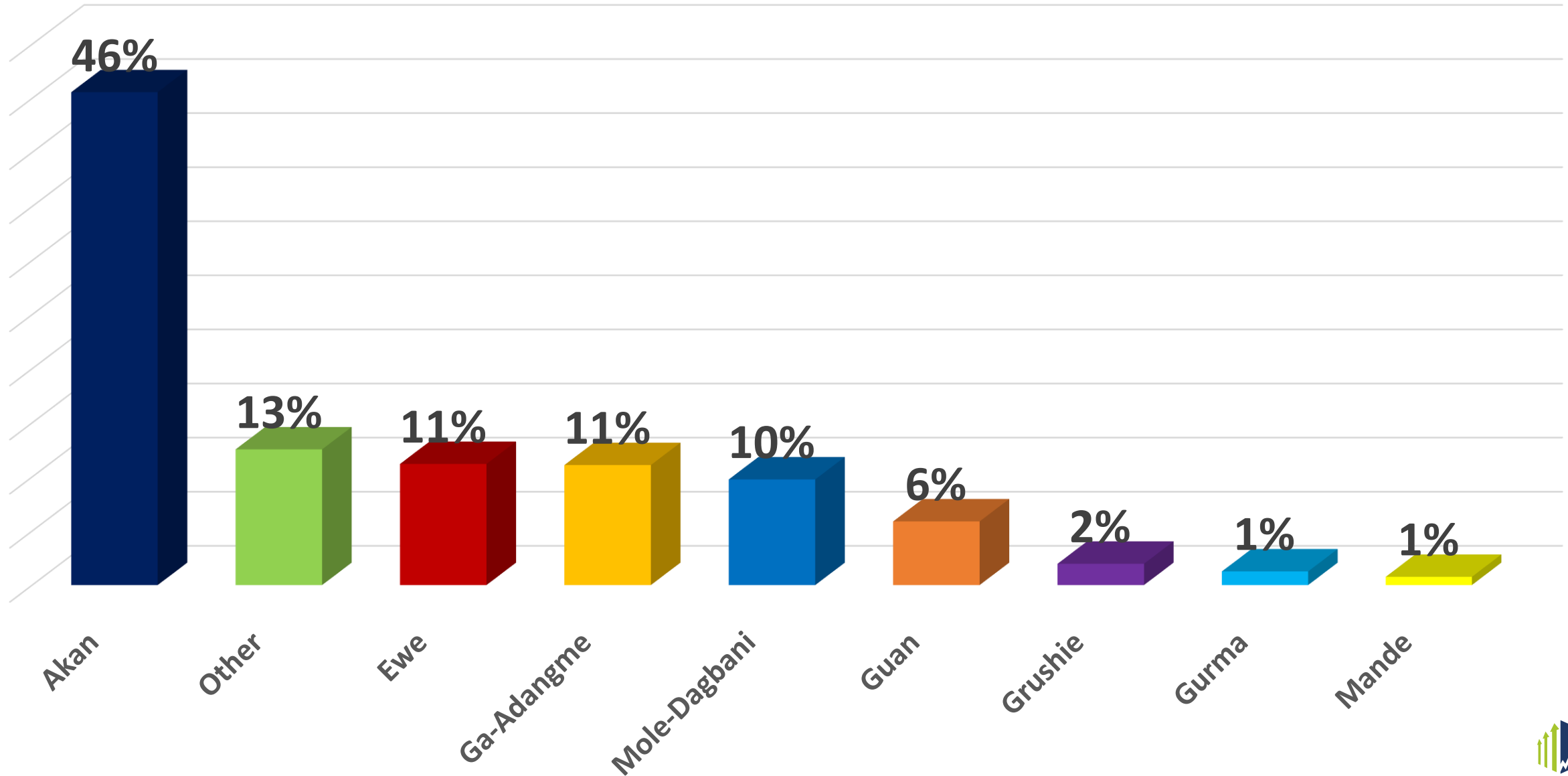
Christian Denominations



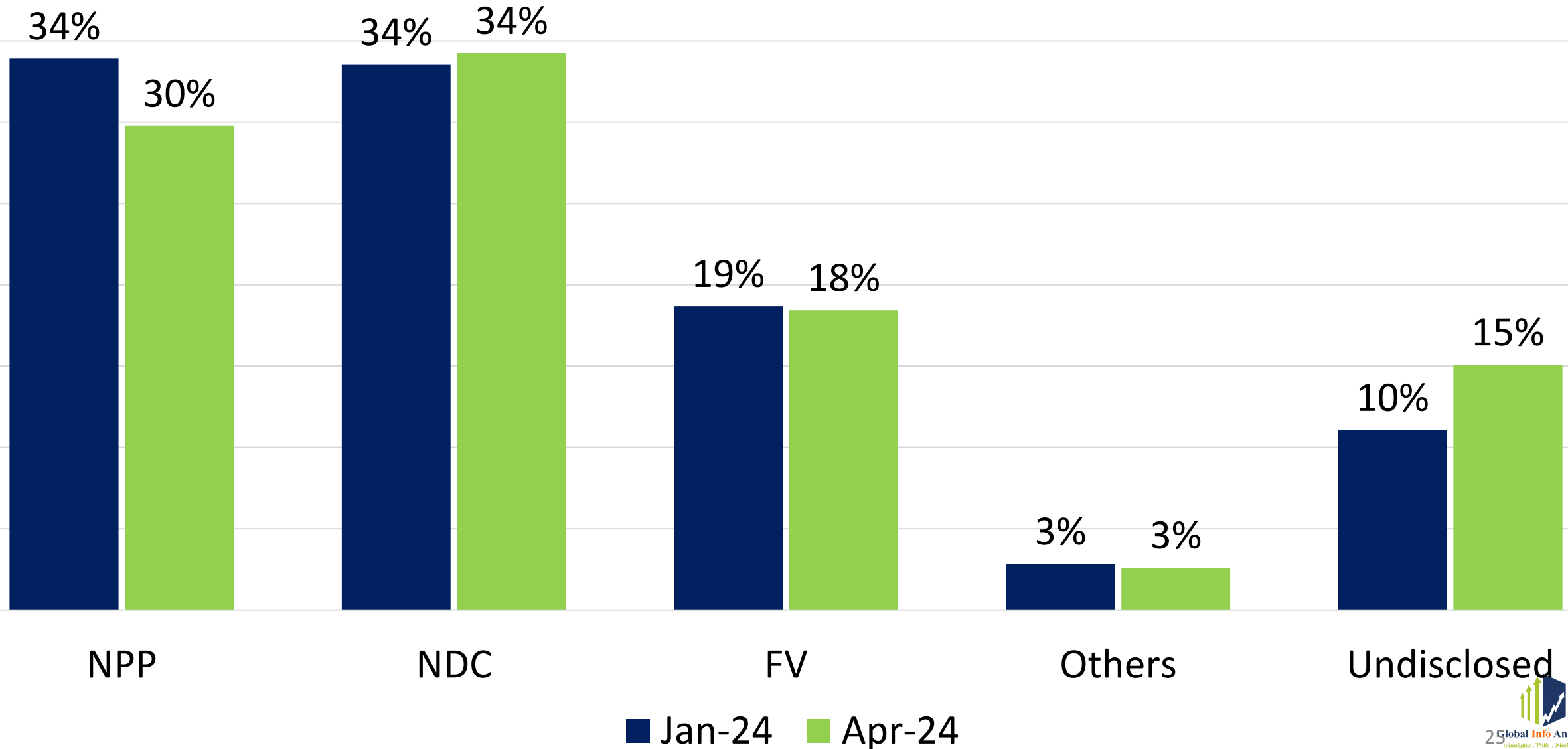
Islamic Sects



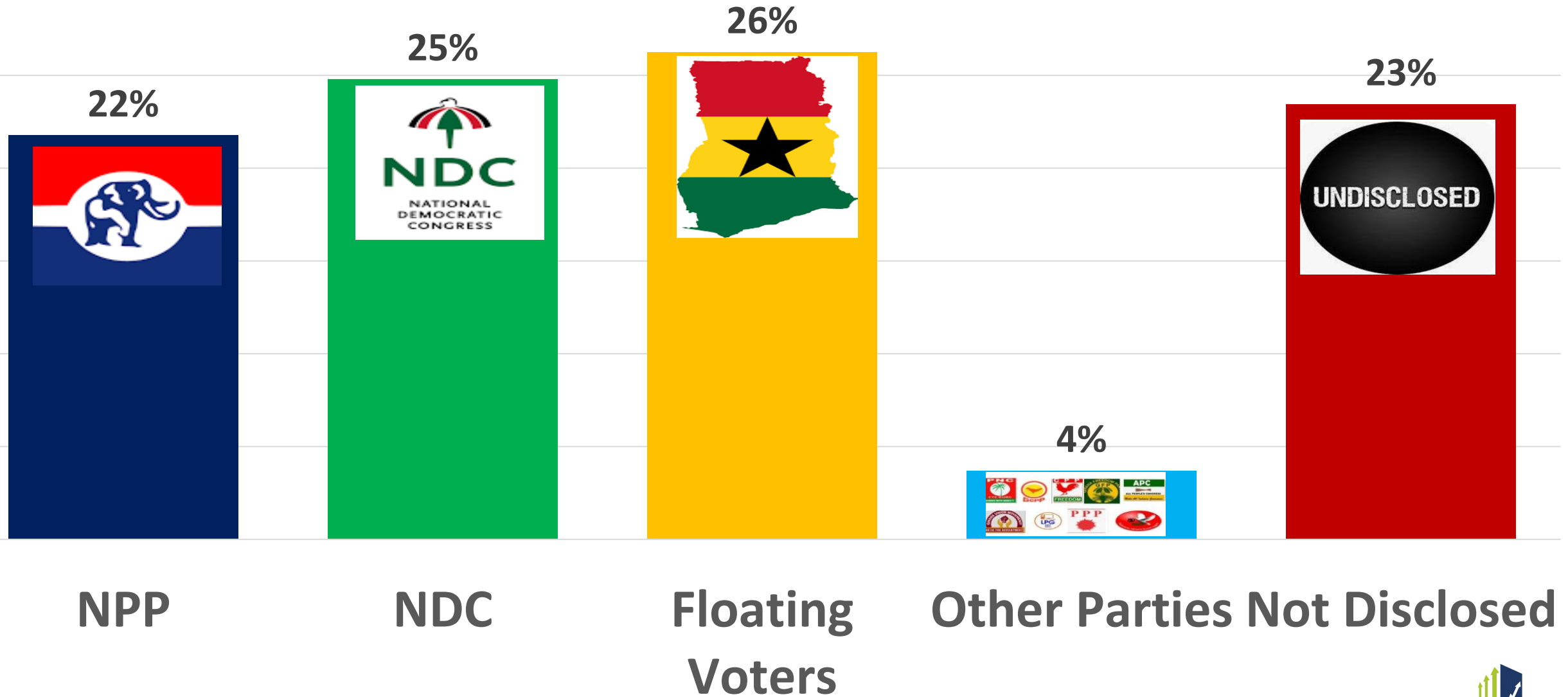
Ethnic Groups



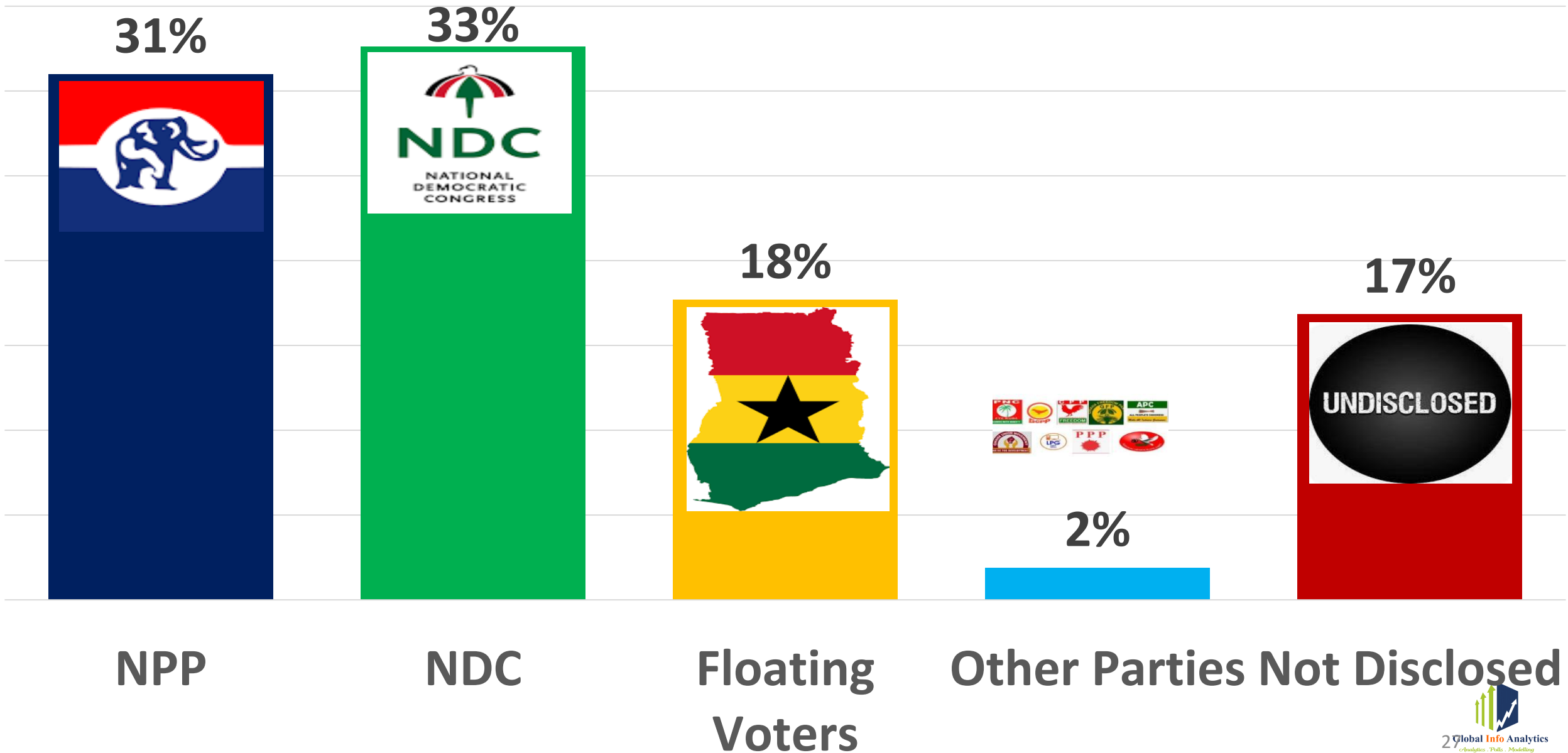
Party Affiliations-90 Days Moving Average



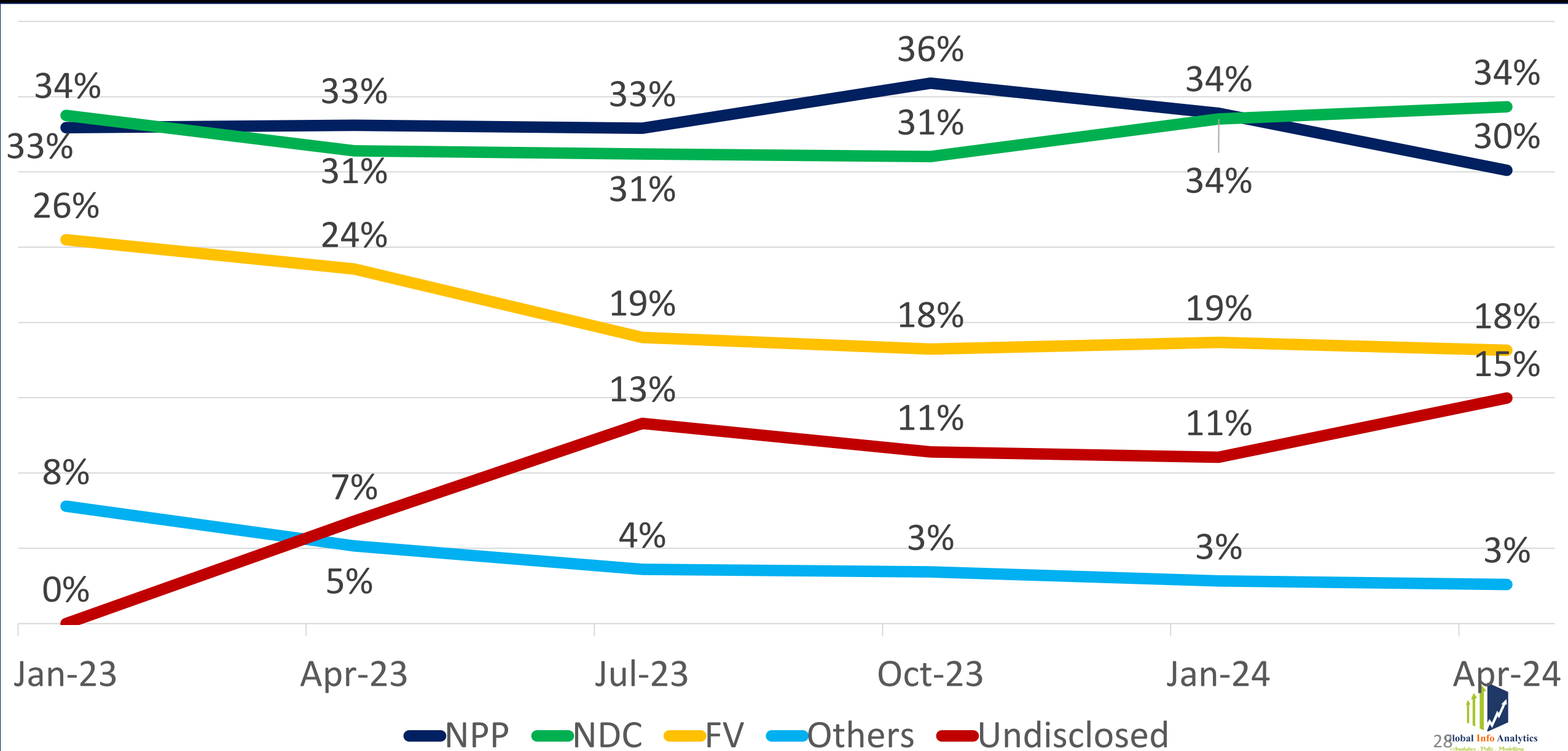
Party Affiliations of First-Time Voters



Party Affiliations of Non-First-Time Voters



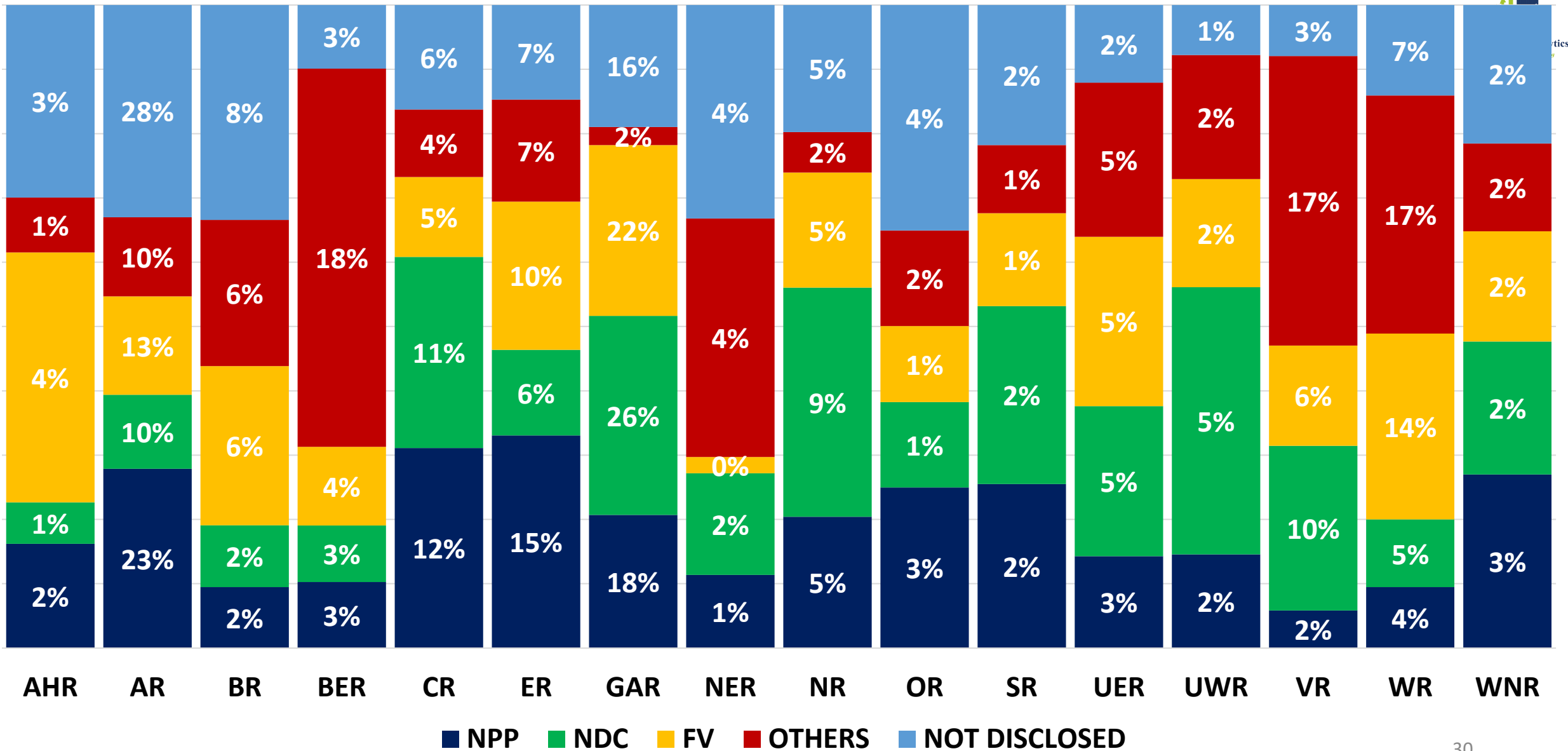
Party Affiliations in Ghana-3 months moving Average





Regional Distribution of Party Affiliations

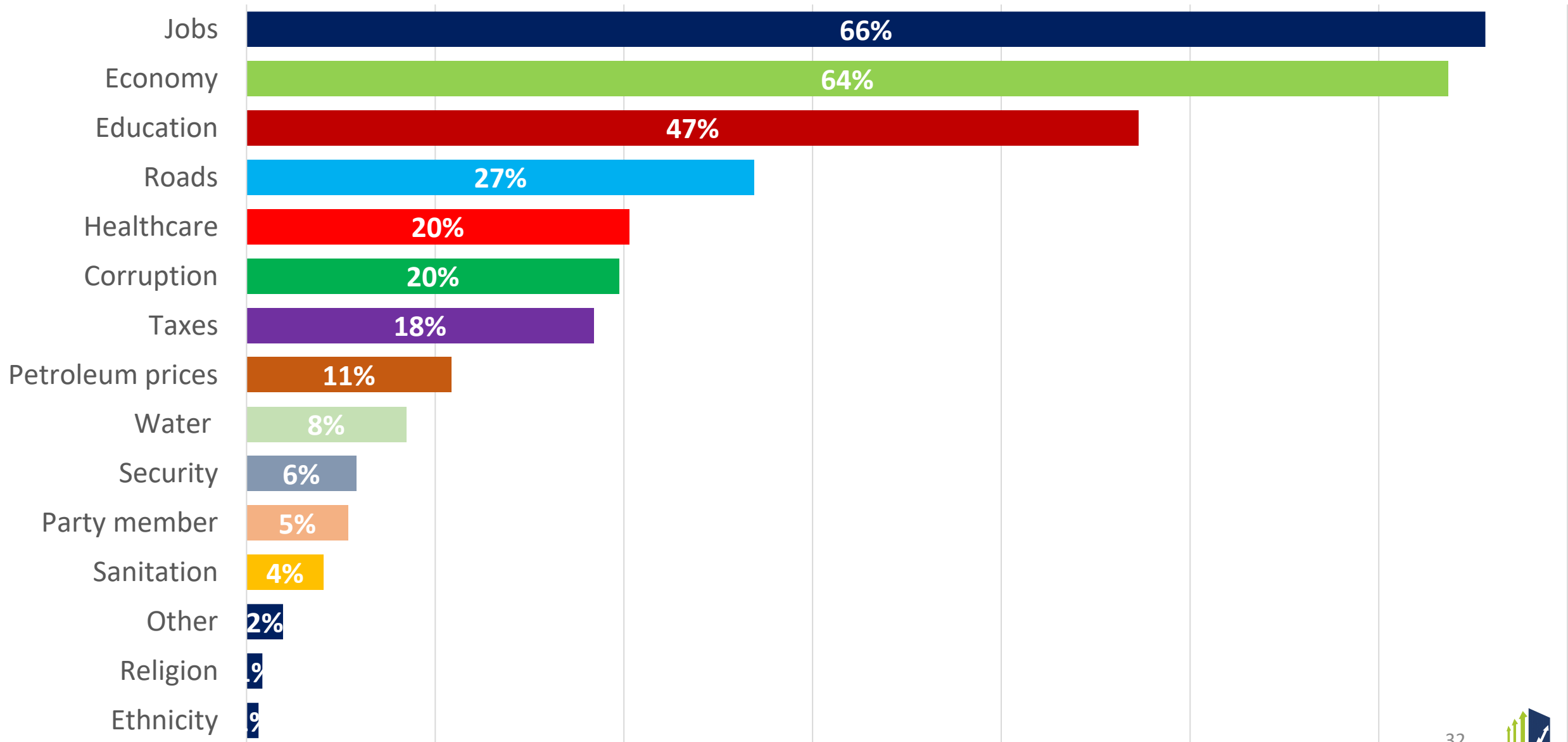
Distribution of Party Affiliates in Ghana





Key Election Issues

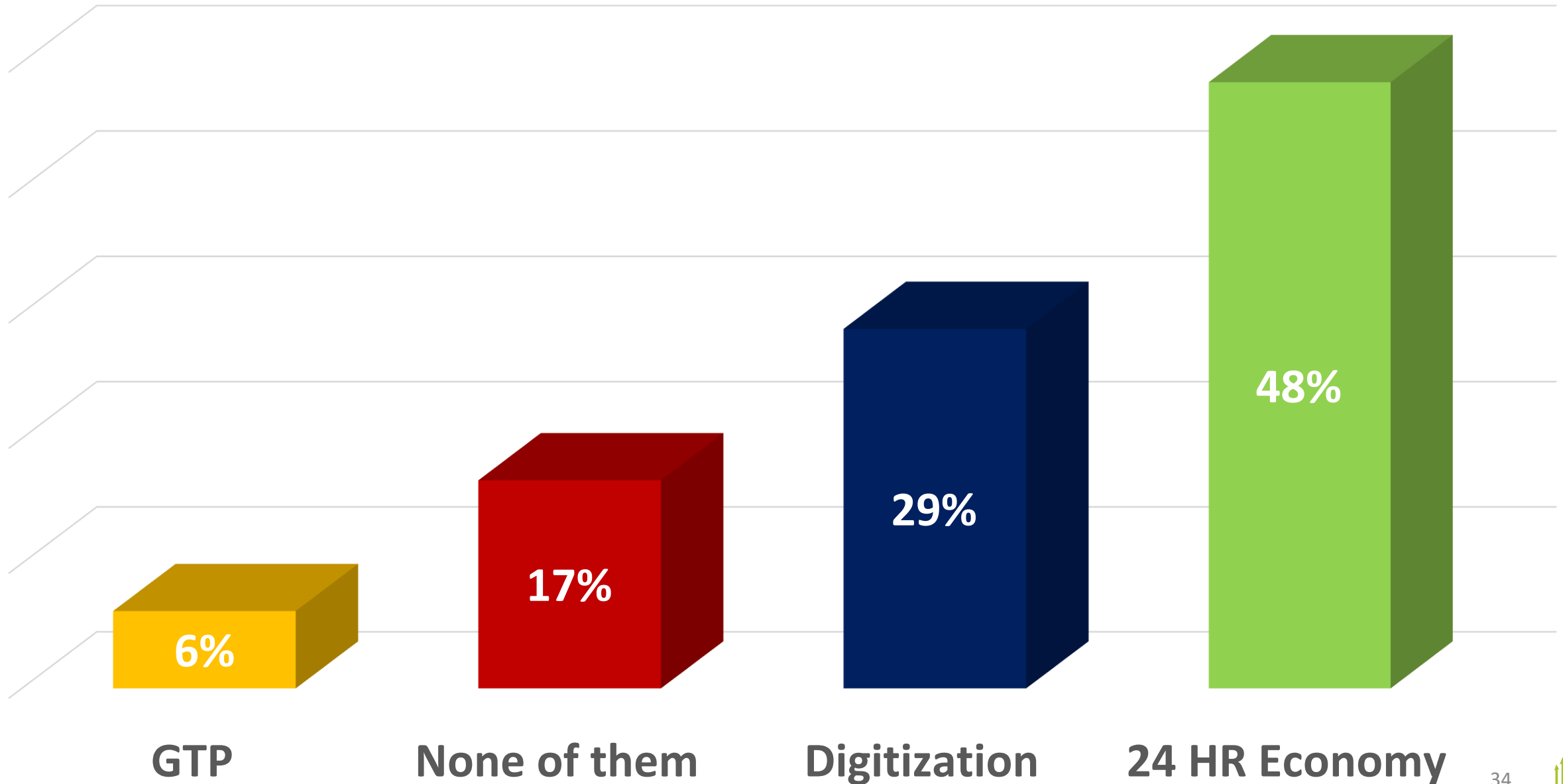
Top Issues for Voters



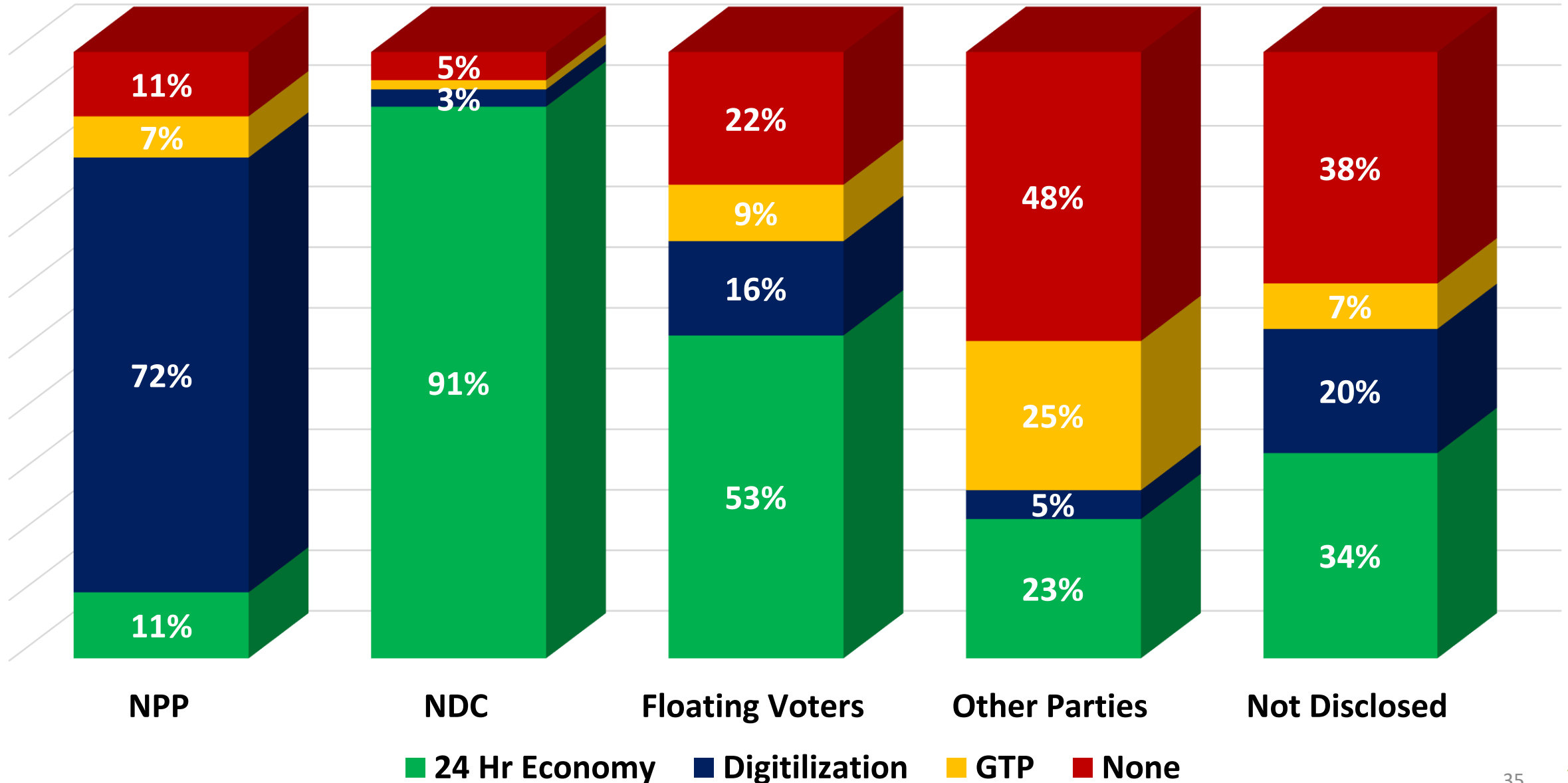


Slogan Likely to Influence voters

Slogan Likely to Influence voters



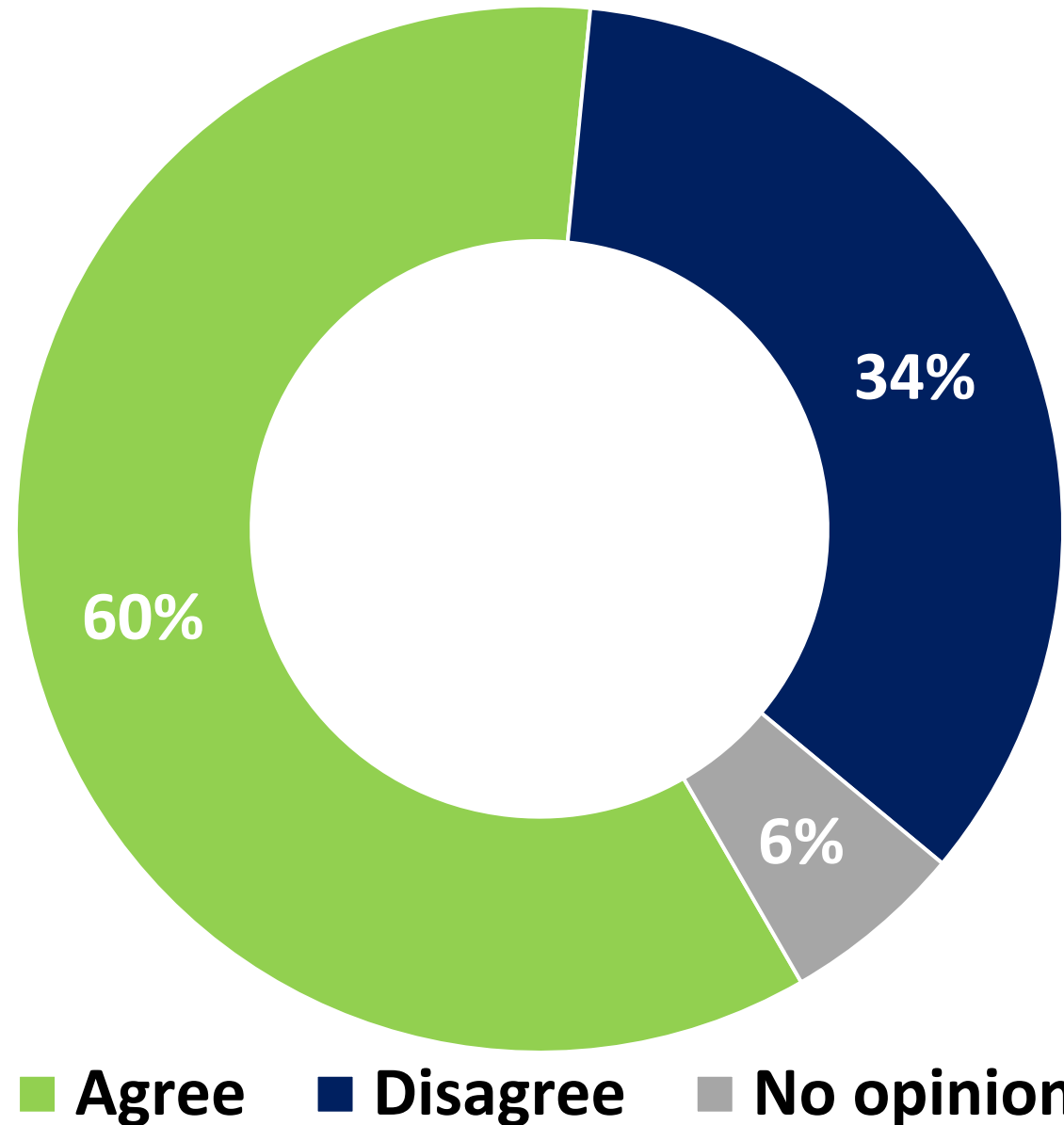
Slogan Likely to Influence voters- Party Affiliations



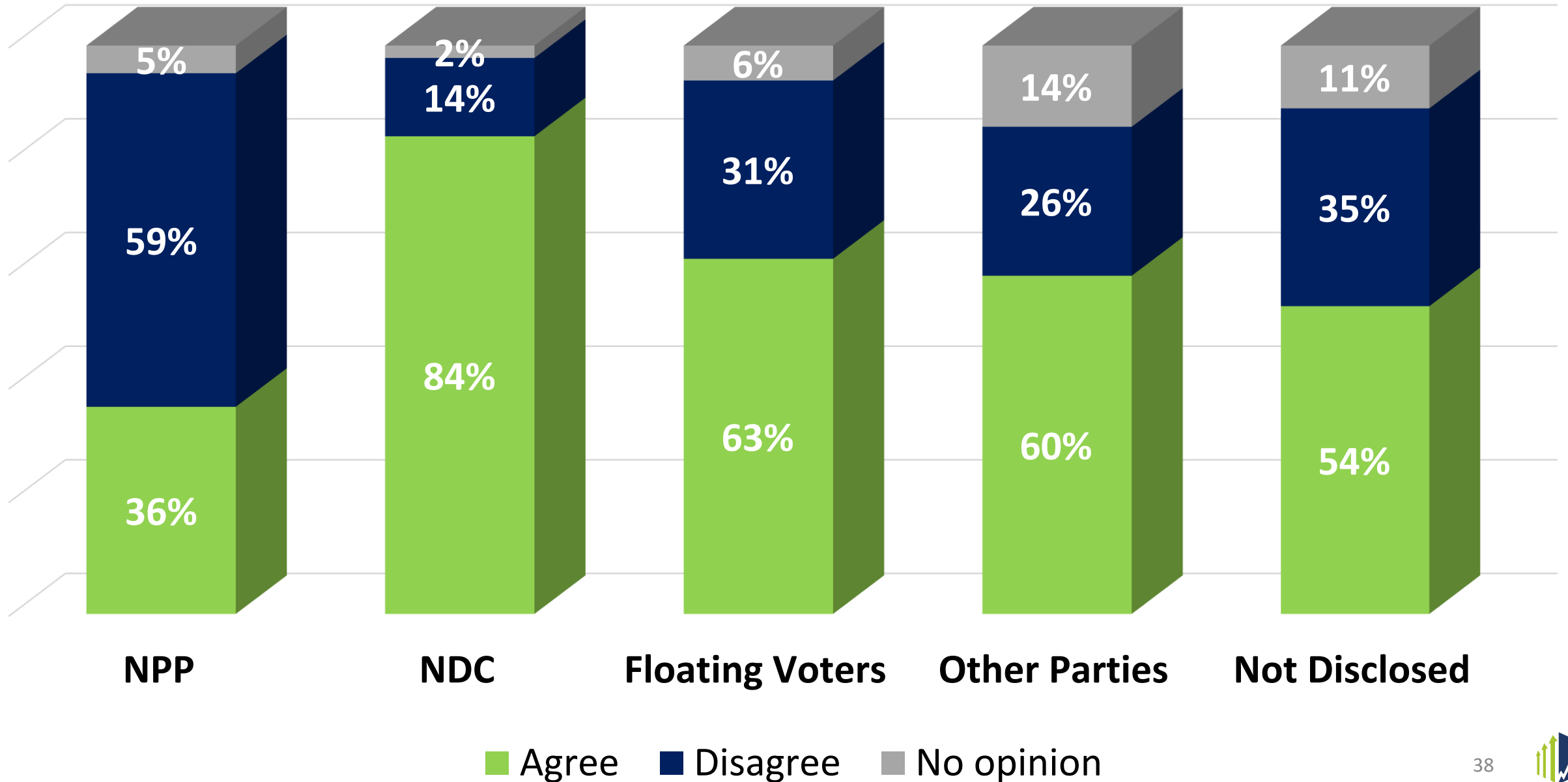


Blame for Economic Crisis

To what extent do you agree that Dr Mahamudu Bawumia is to be partly blamed for the economic crisis?

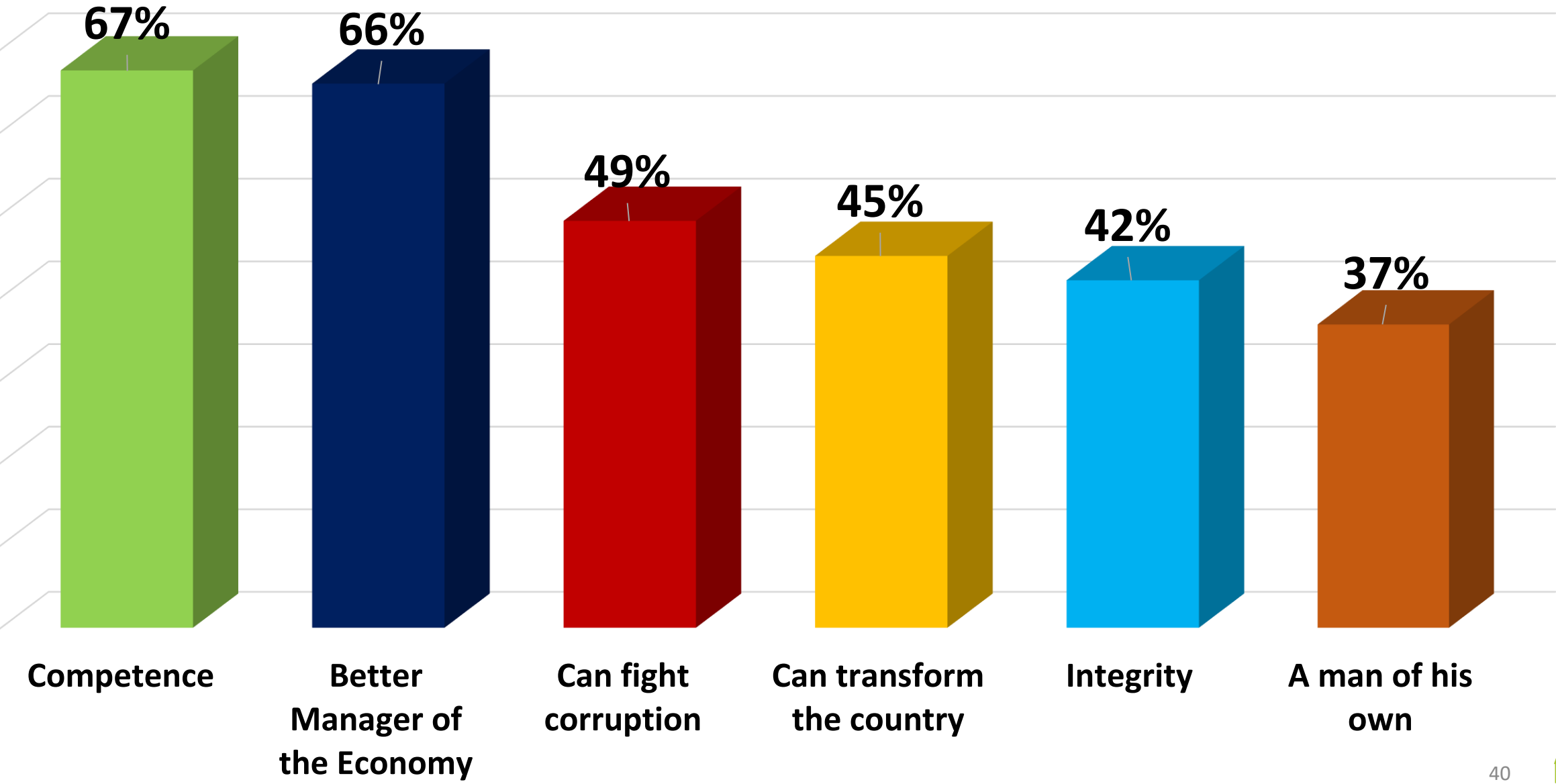


To what extent do you agree that Dr Mahamudu Bawumia is to be partly blamed for the economic crisis- Party Affiliations

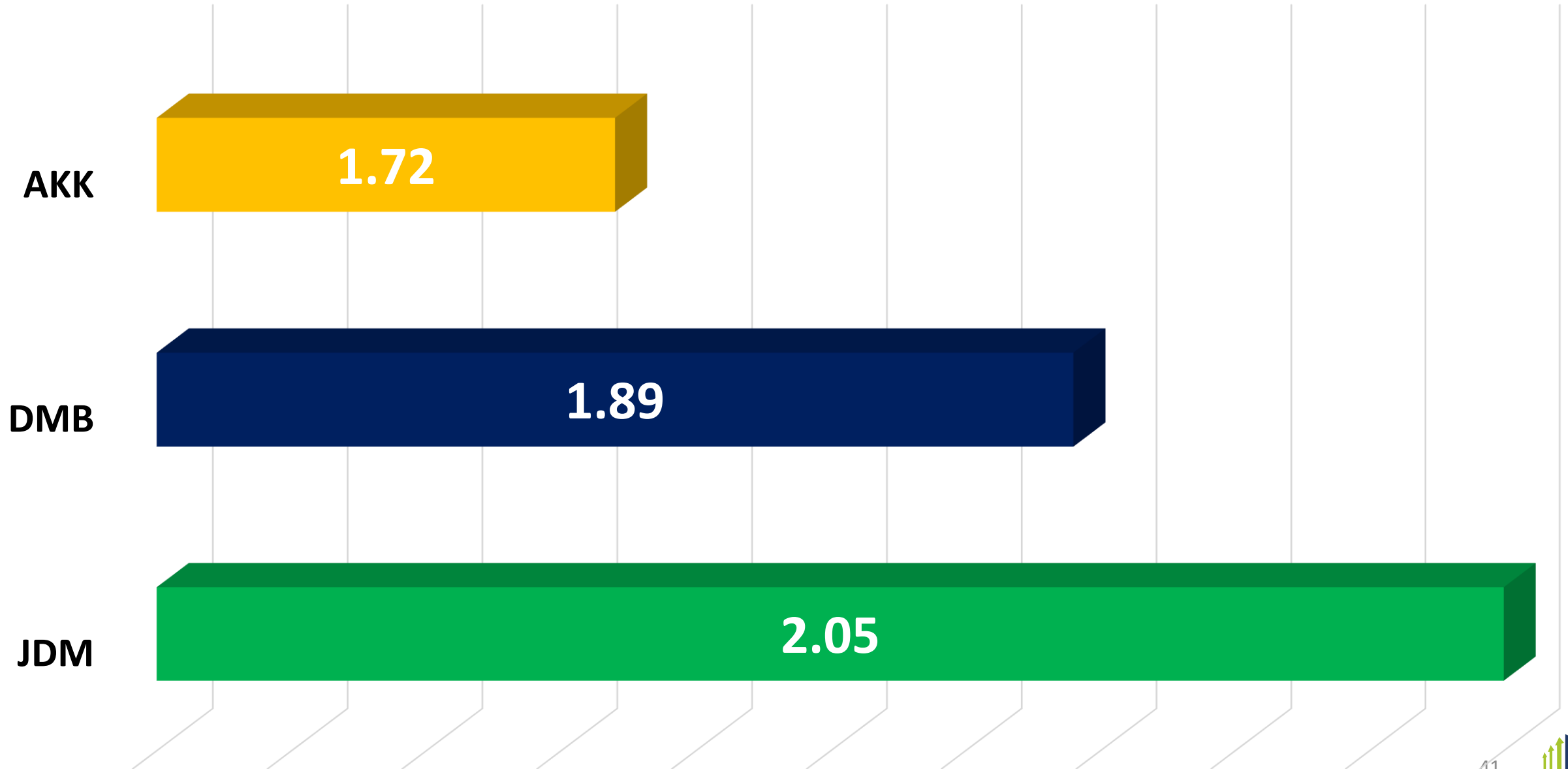


Reasons for Choice of Candidates & Who Voters Generally Trust?

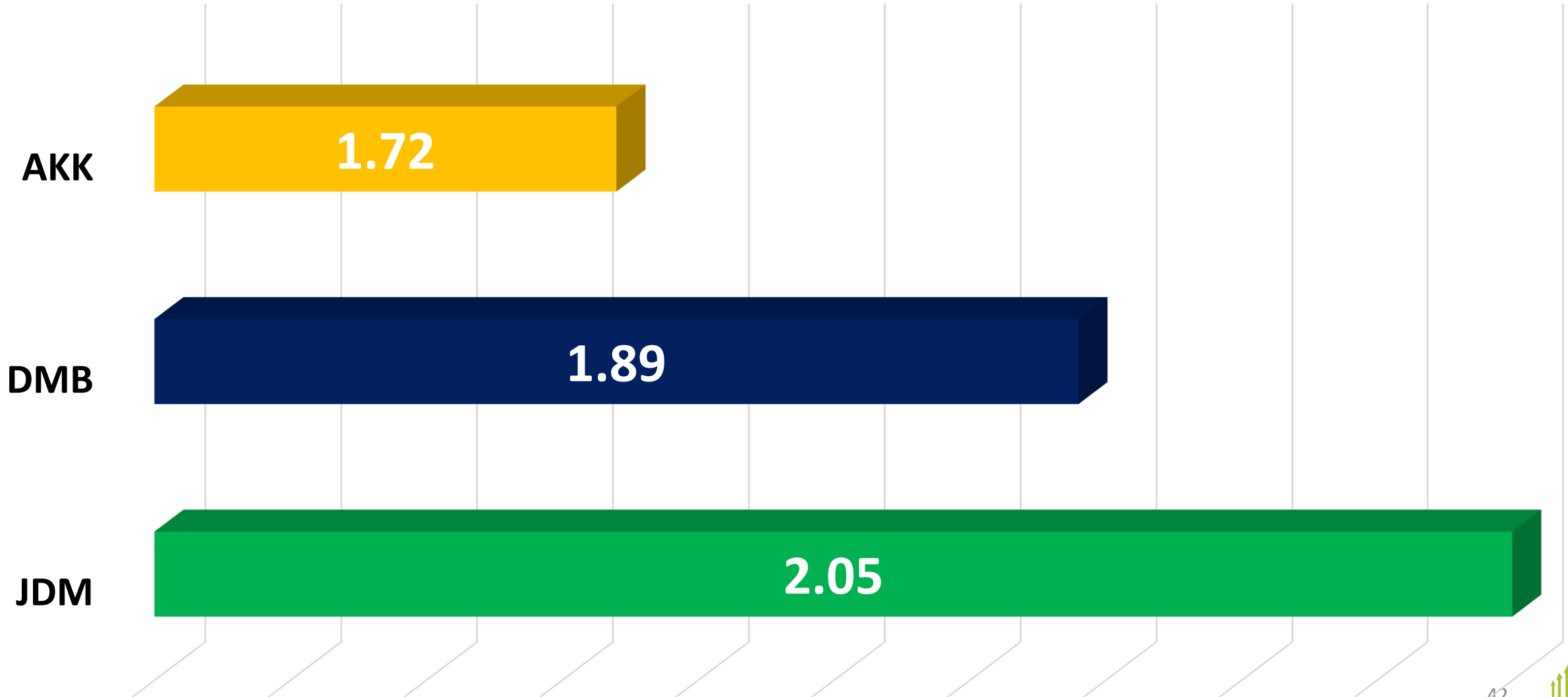
What Factors will influence your choice of candidate



Who Voters Generally Trust-JDM-DMB-AKK (Ranking)



Who do you believe is more Competent to run the country? (Ranking)



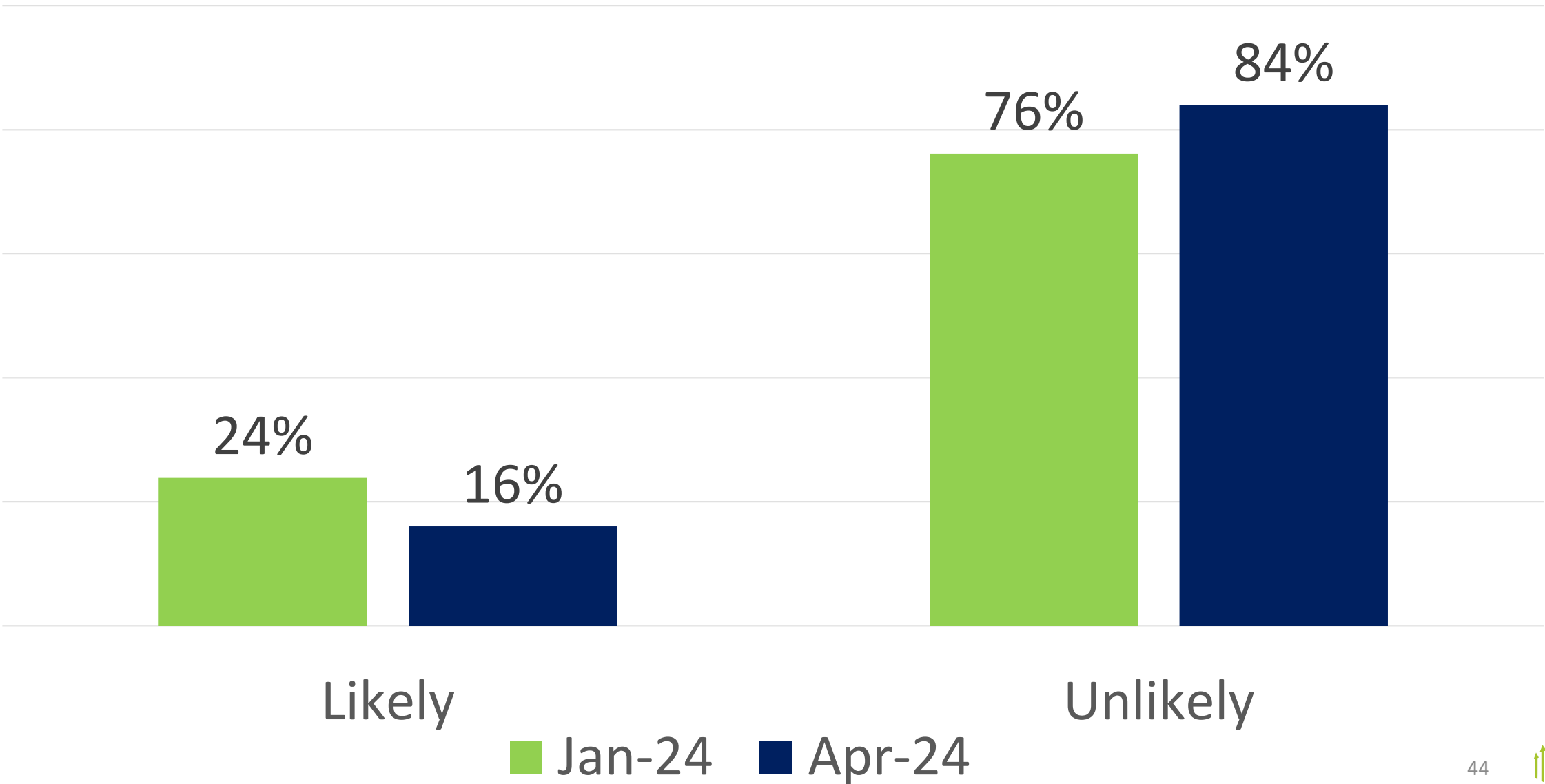
Influence of Religion in 2024 Election



Global Info Analytics

Analytics . Polls . Modelling

How likely is the religion of the candidates going to influence your decision?



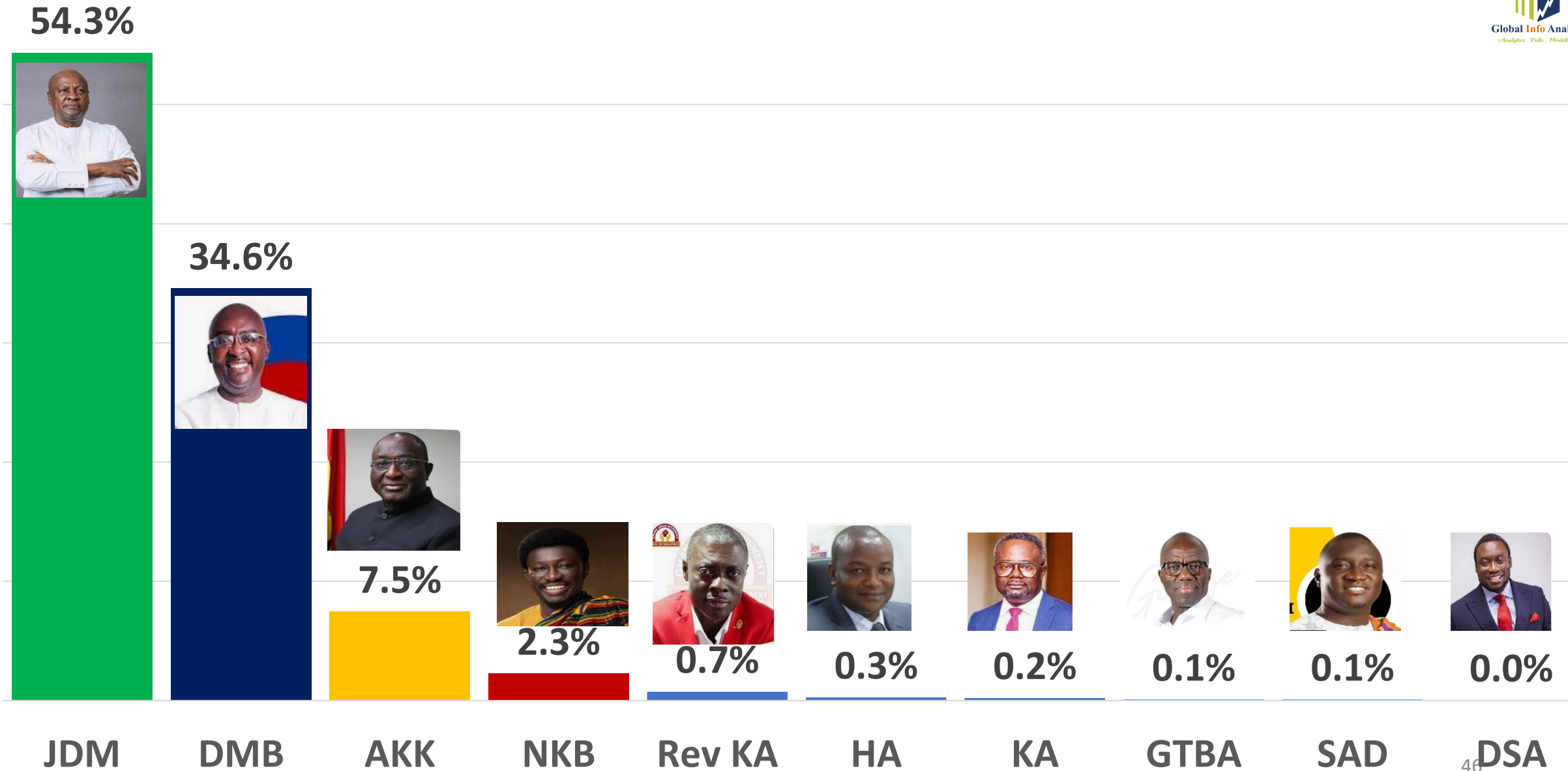
General Election- Unweighted poll



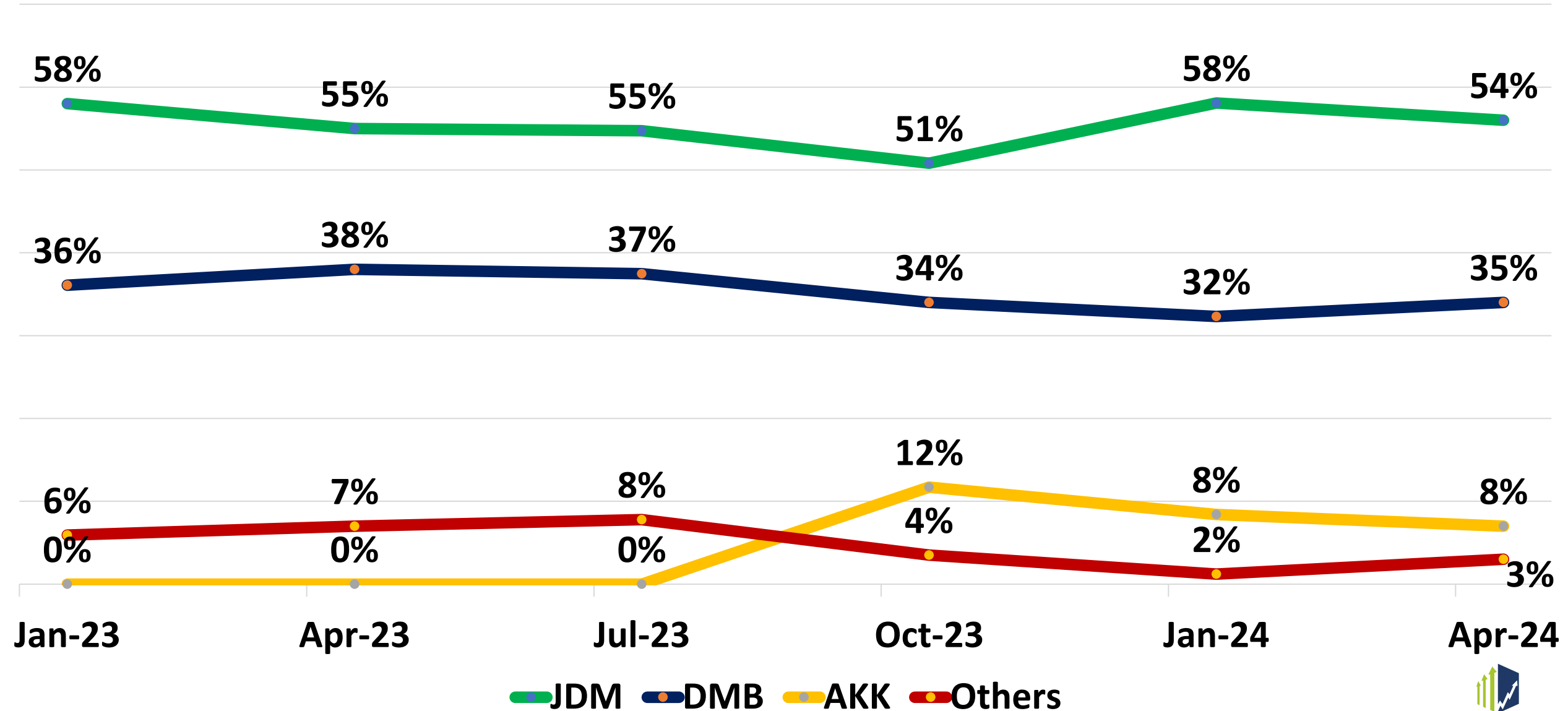
Global Info Analytics

Analytics . Polls . Modelling

Voting Intentions of Committed Voters - Unweighted



Voting Intentions of Committed voters - Unweighted



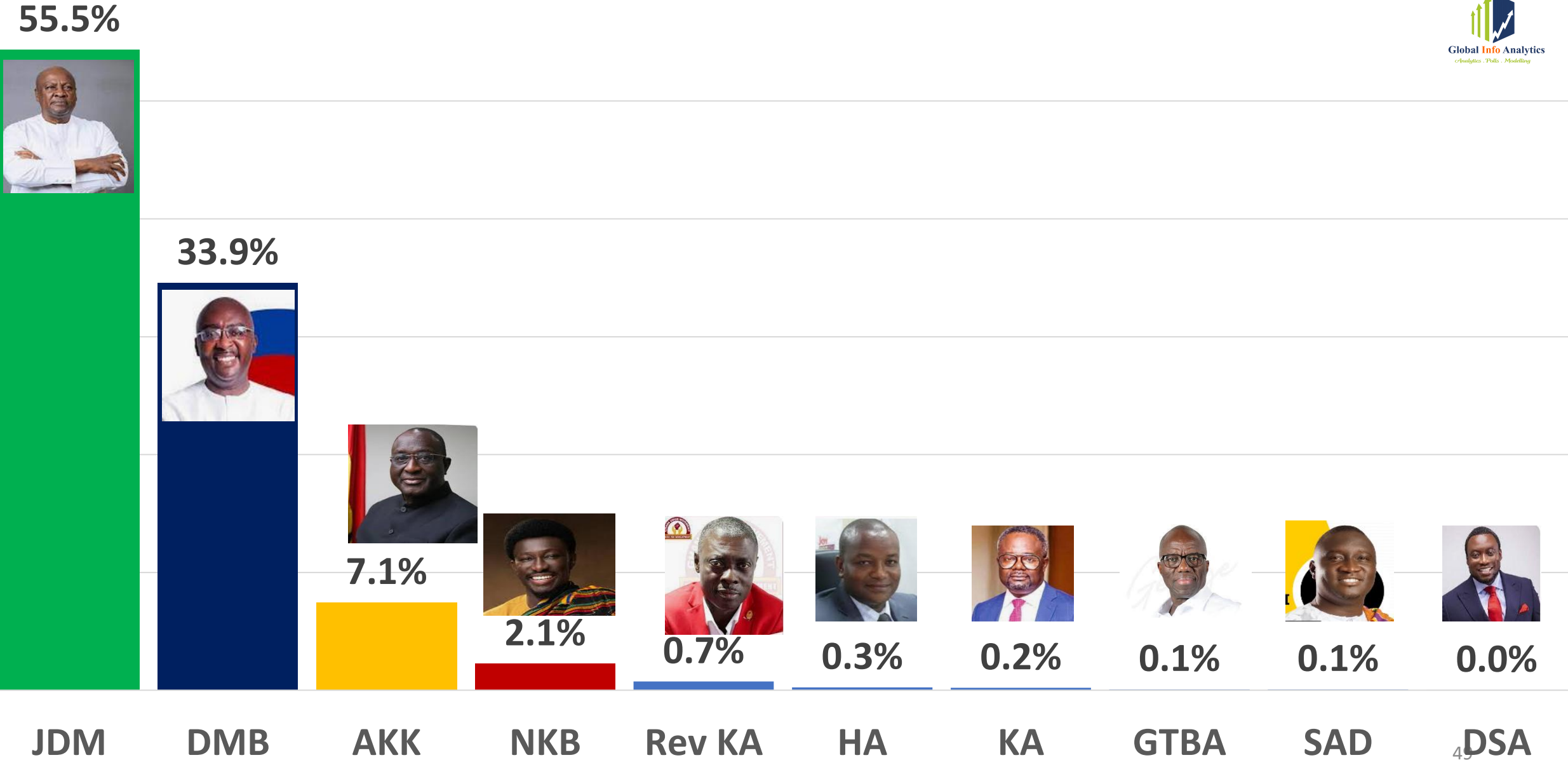
General Election- Weighted poll



Global Info Analytics

Analytics . Polls . Modelling

Voting Intentions of Committed voters- Weighted Poll



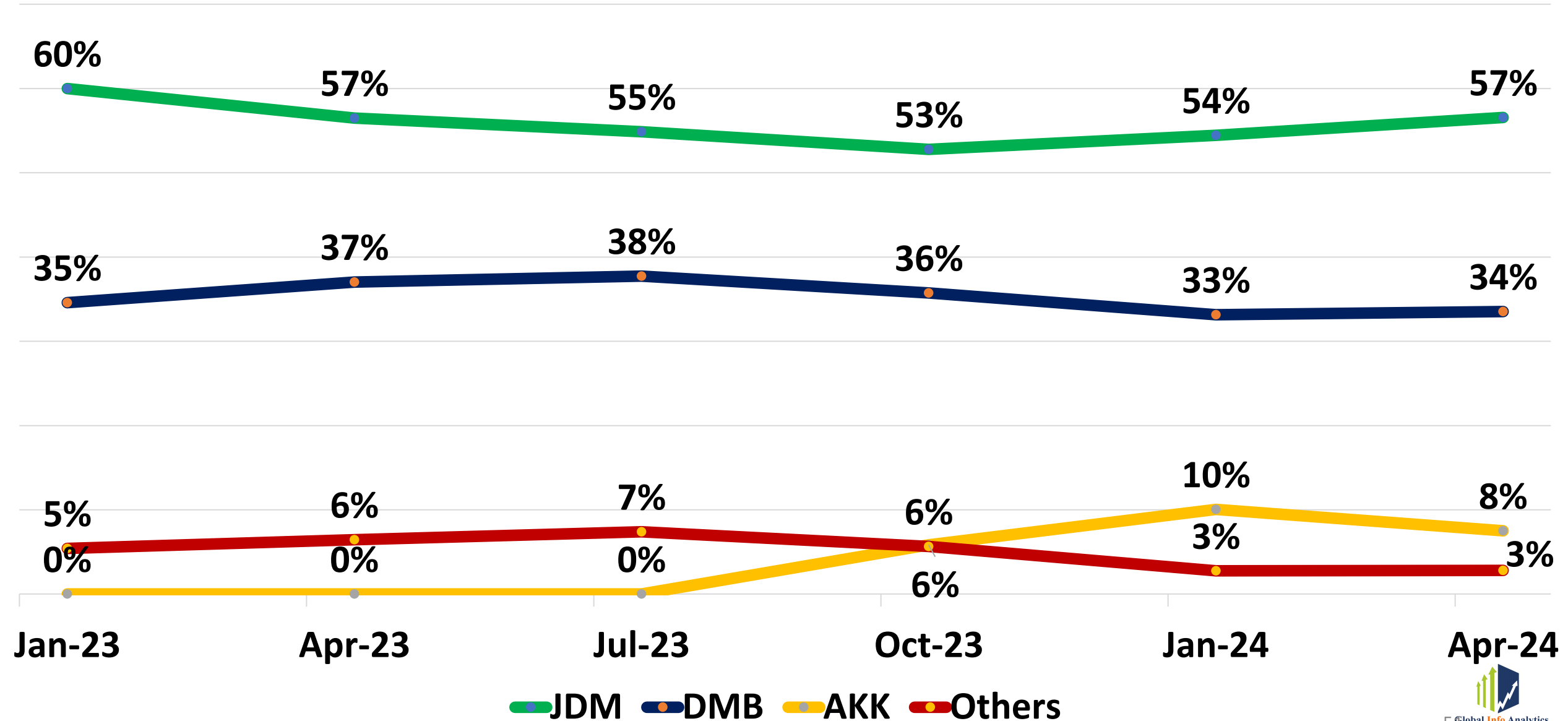
General Election- 3-months Weighted polling Average



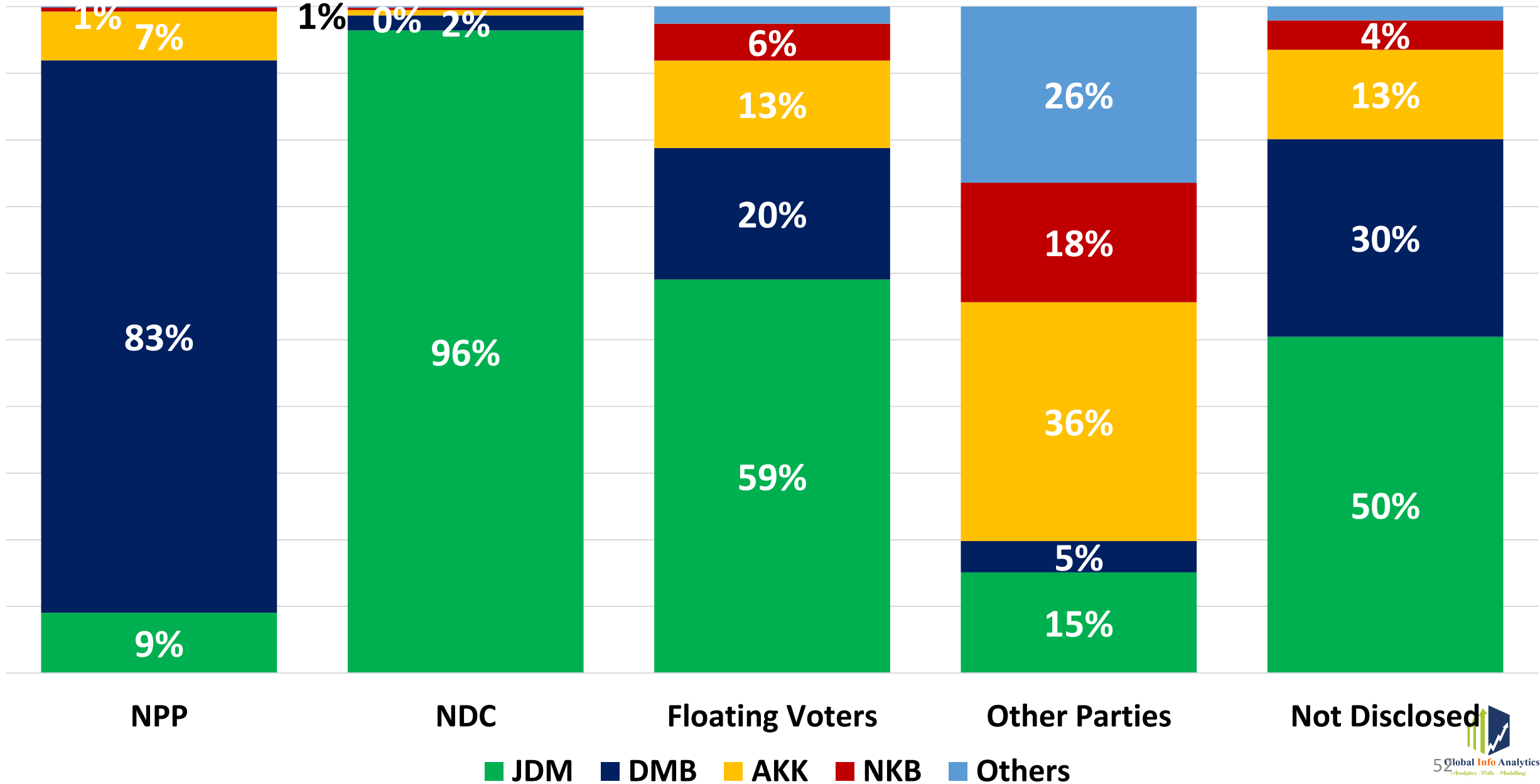
Global Info Analytics

Analytics . Polls . Modelling

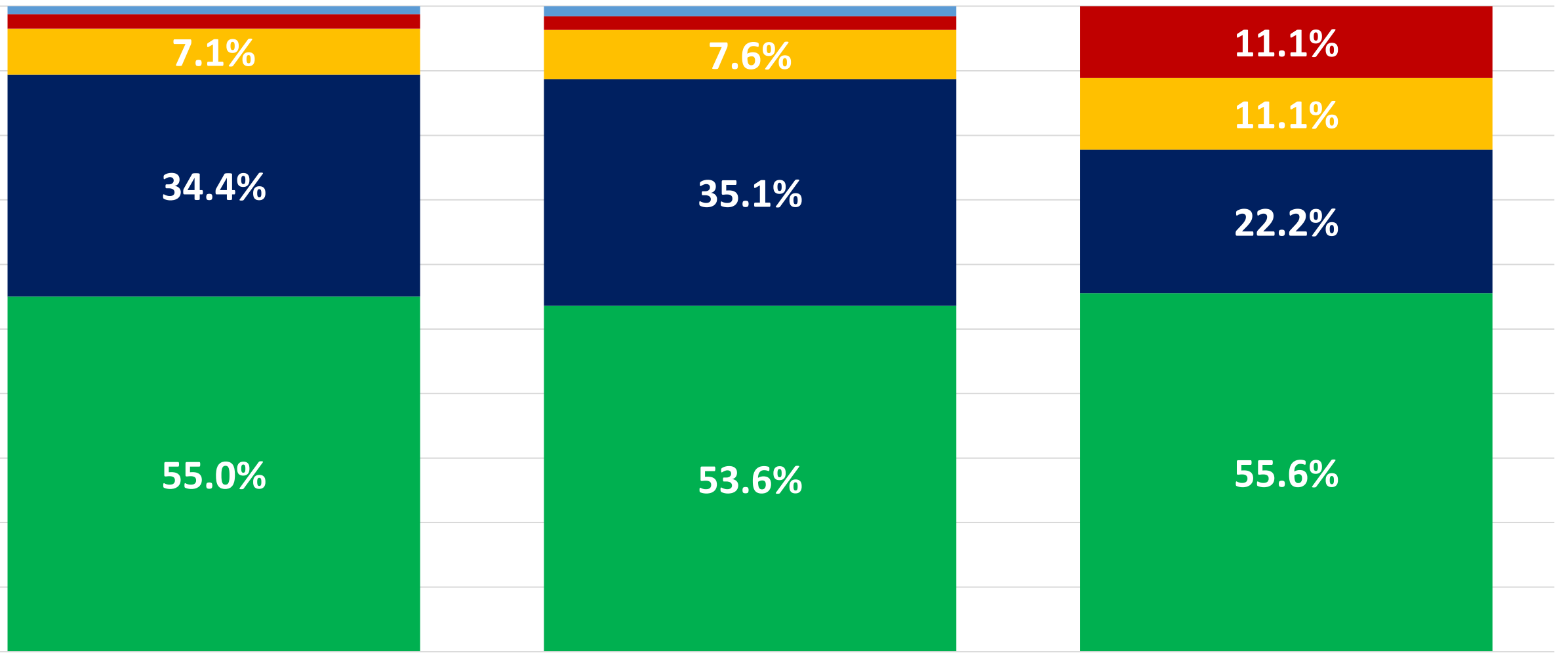
3 months Weighted Moving Average-Committed Voters



Voting Intentions-Party Affiliation



Voting Intentions-Gender



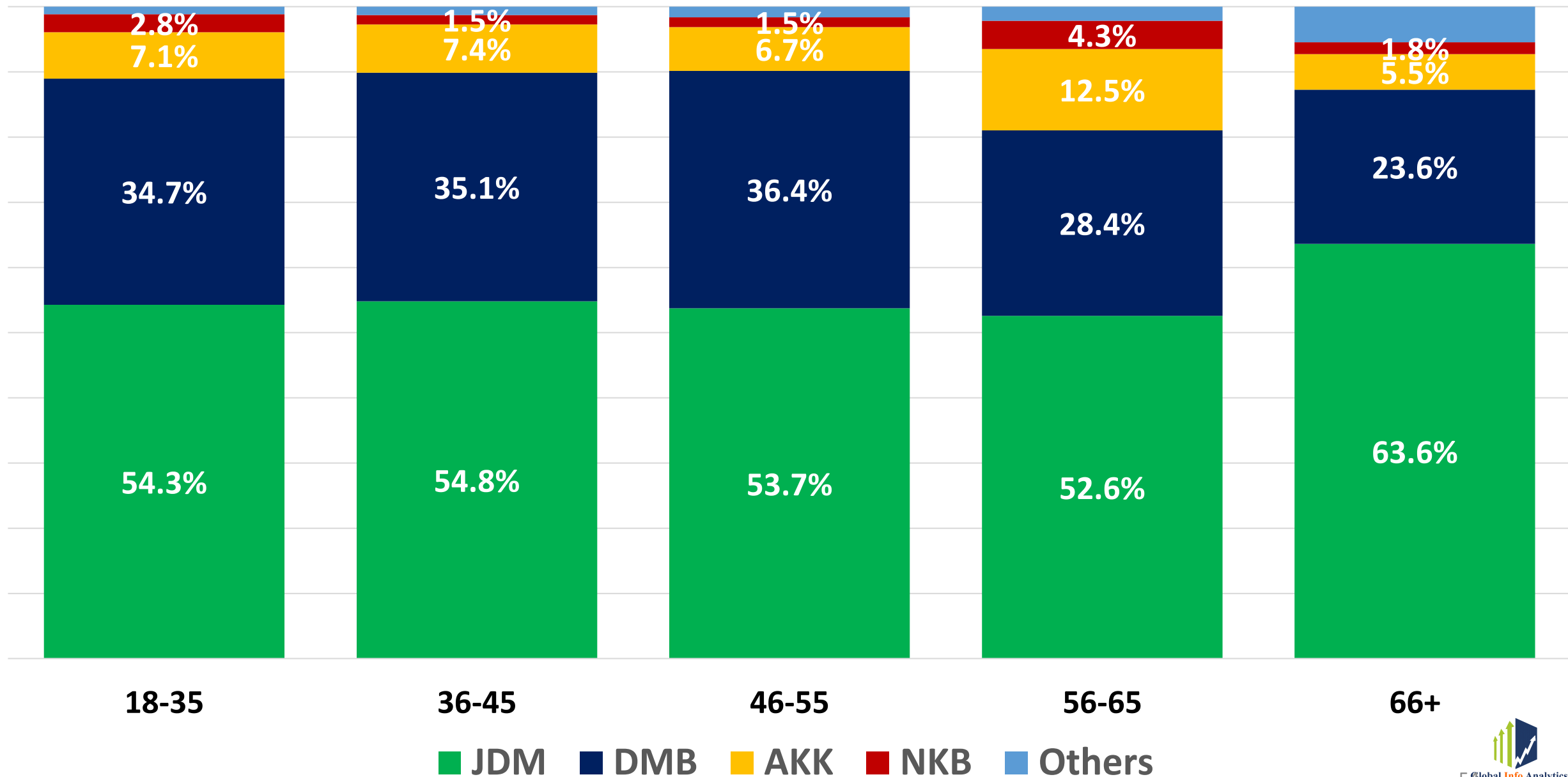
Male

Female

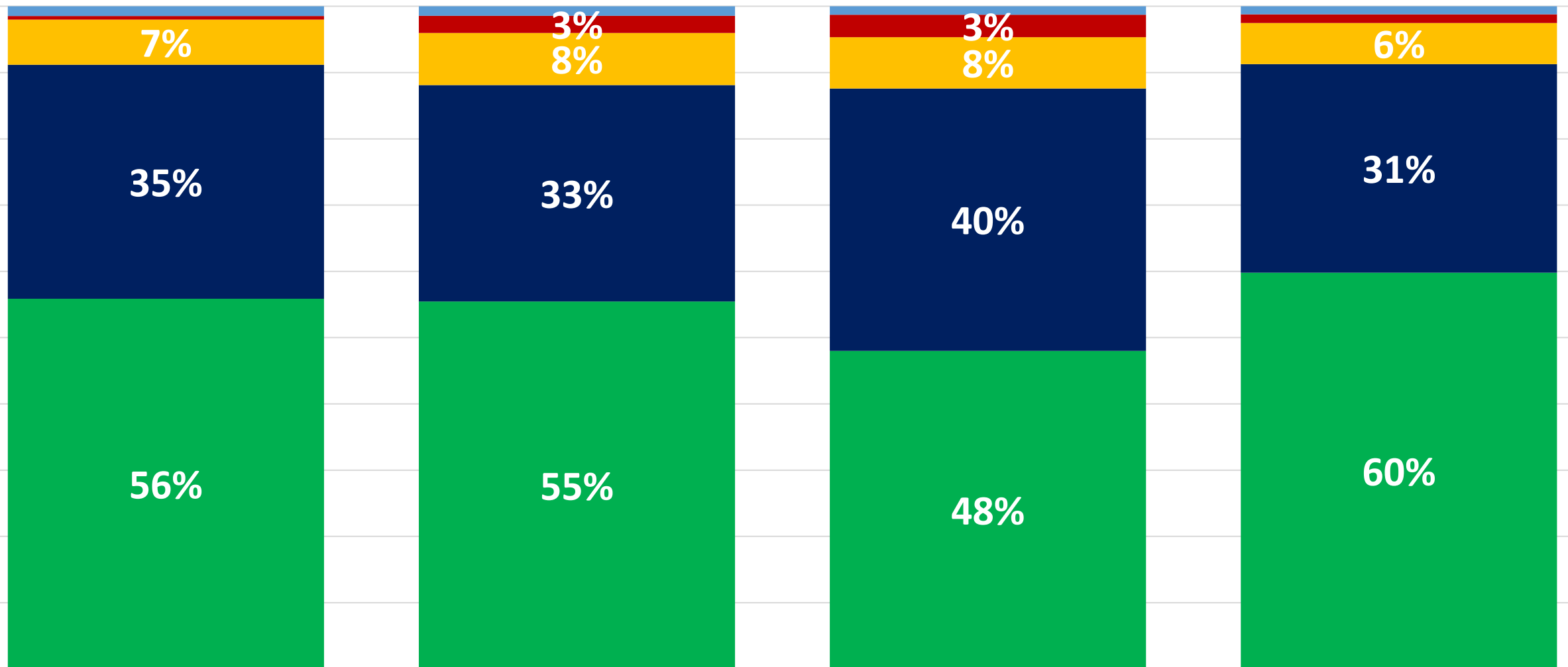
Other

JDM DMB AKK NKB Others

Voting Intentions-Age



Voting Intentions-Education



Junior High

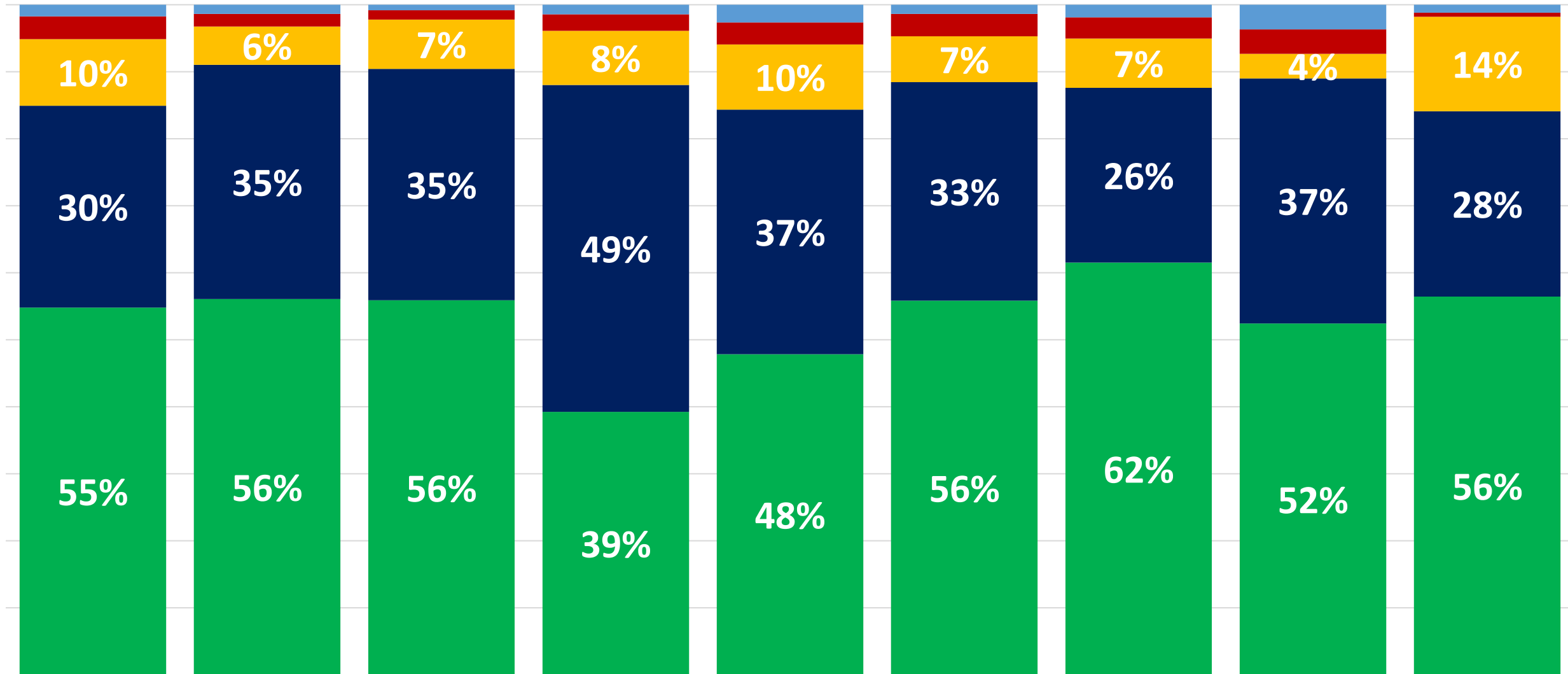
Senior High

Tertiary

No Education

JDM DMB AKK NKB Others

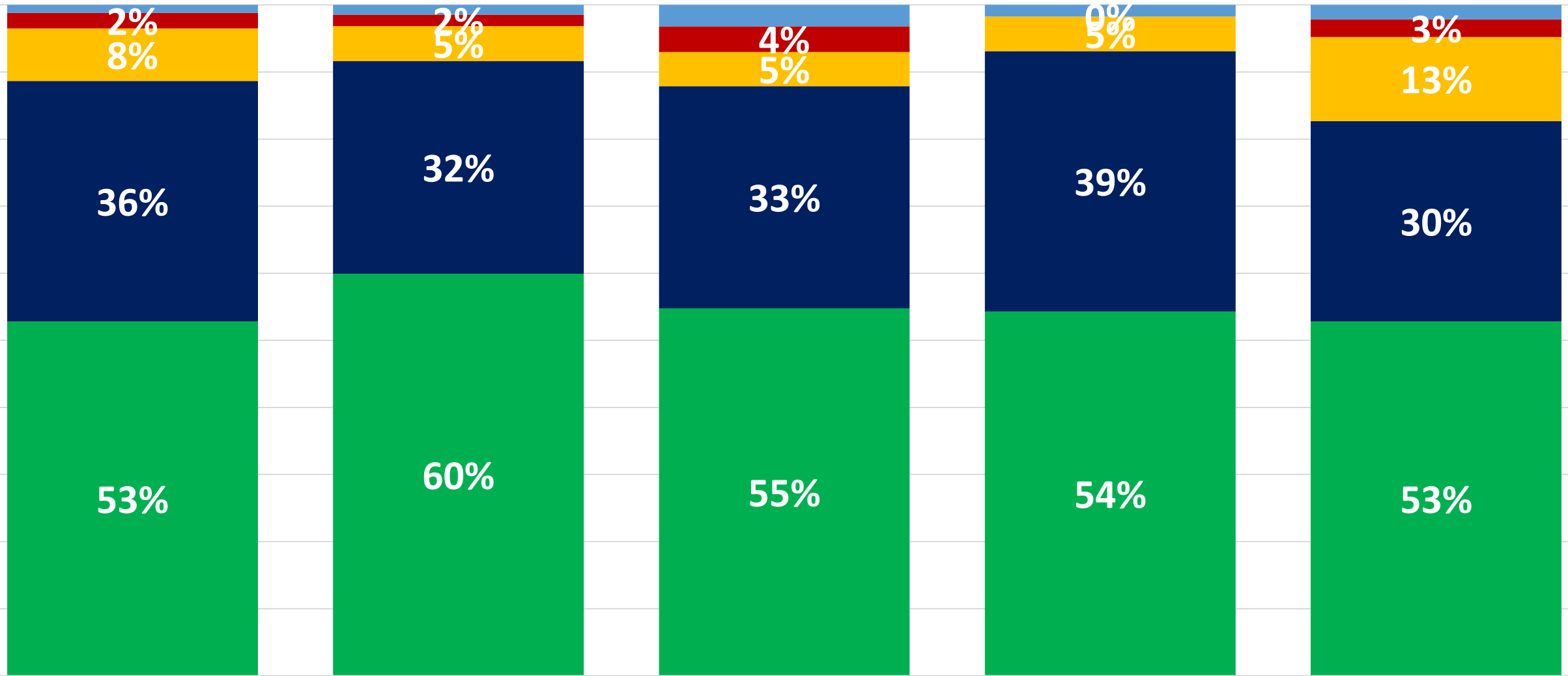
Voting Intentions-Employment



Not Responded Private Comp Self-Employed Govt/NGO Casual Students Unemployed Retired Other

JDM DMB AKK NKB Others

Voting Intentions-Religion



Christianity

Islam

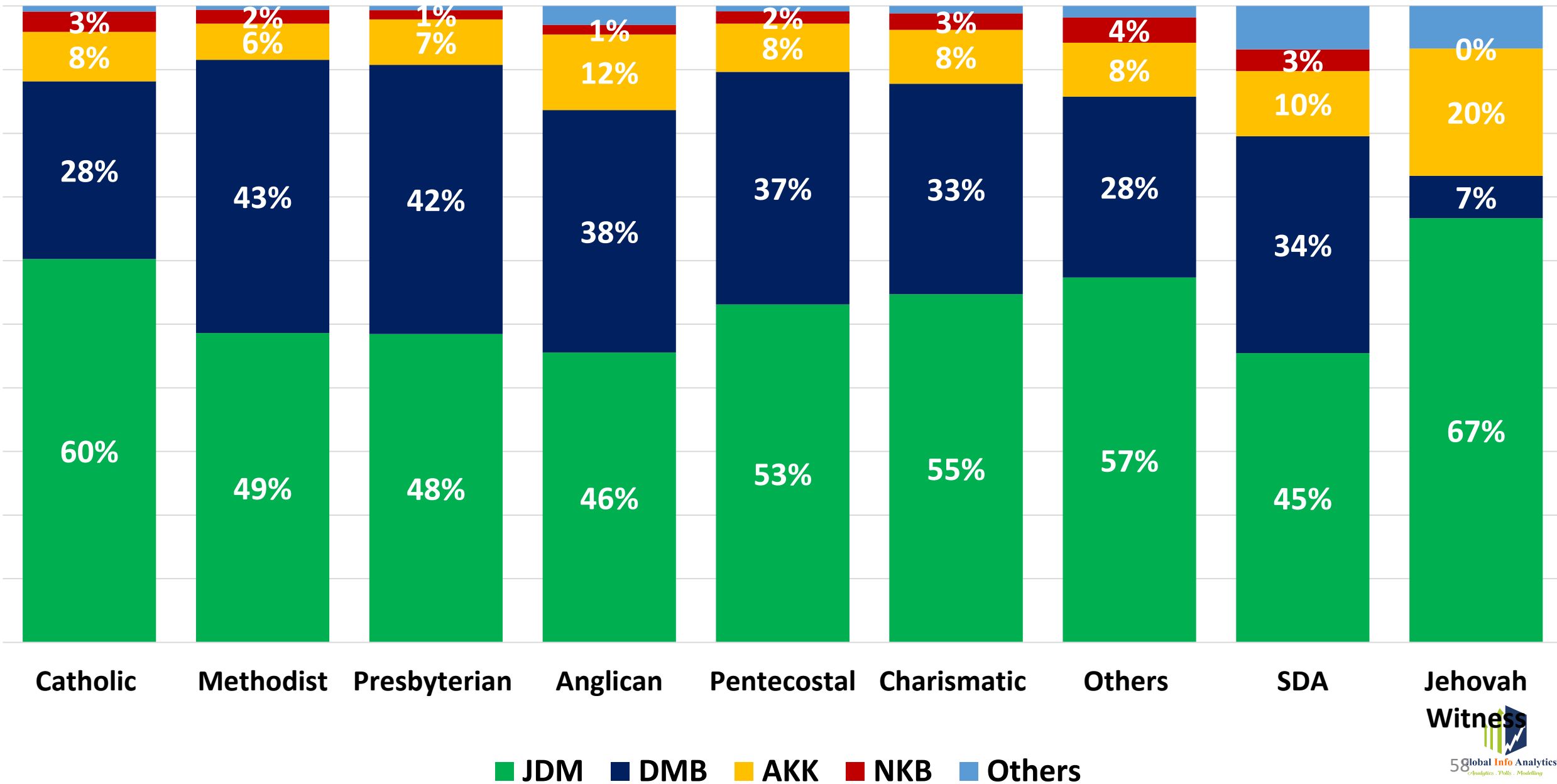
Traditional

Others

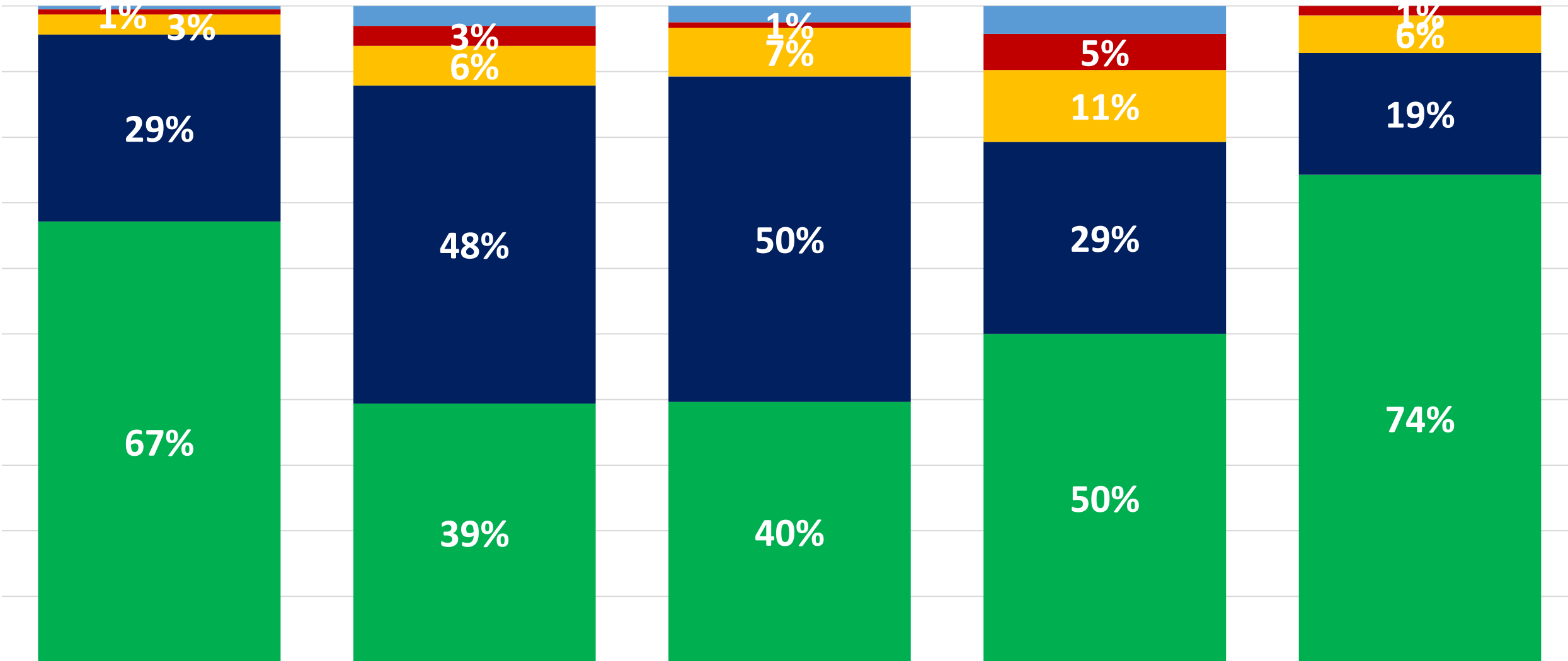
Non-religious

JDM DMB AKK NKB Others

Voting Intentions-Christian Denomination



Voting Intentions-Islamic Sects



Sunni

Shia

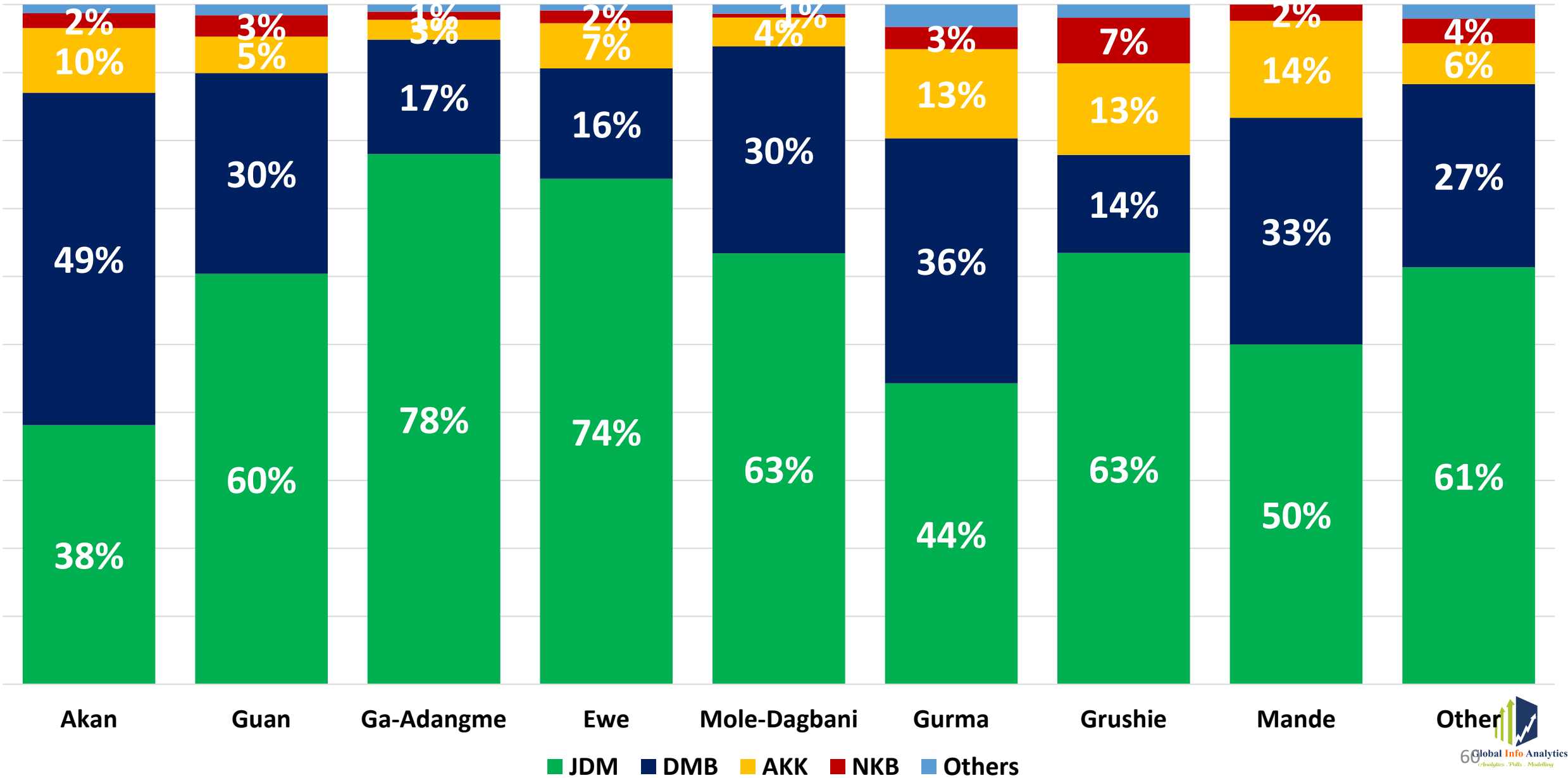
Tijaniya

Ahmadiyya

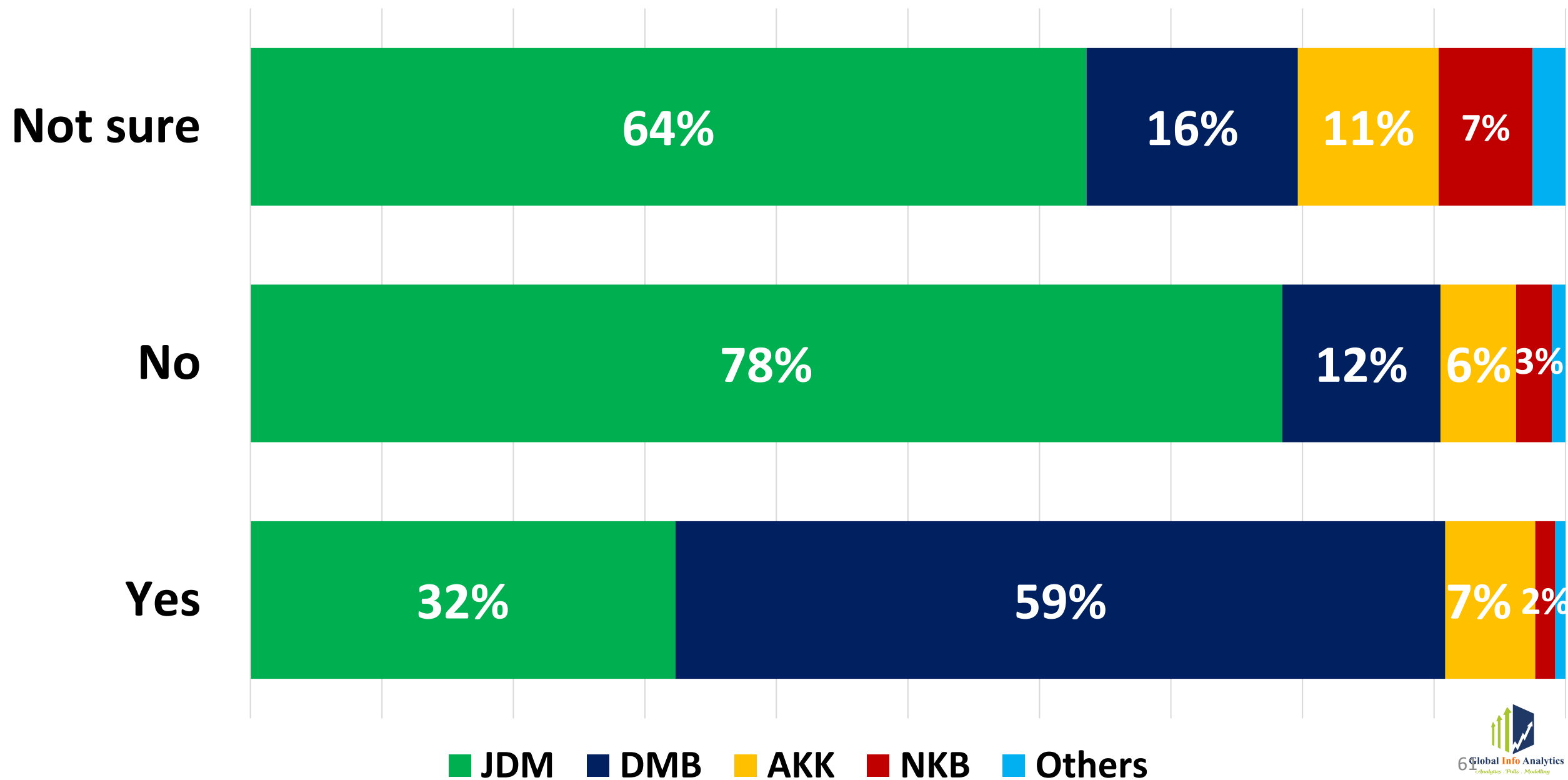
Others

JDM DMB AKK NKB Others

Voting Intentions-Ethnicity



Voting Intentions-Benefited from the Free SHS Policy?



General Election- Regions

Note:

Regional report will have significantly higher margin of error due to sample size limitations. For example, Ahafo, Bono, bono East, North East, Savannah, Upper East, Upper West and Western North should read with caution. Survey with larger samples may be required to fully appreciate the true situation in those regions.

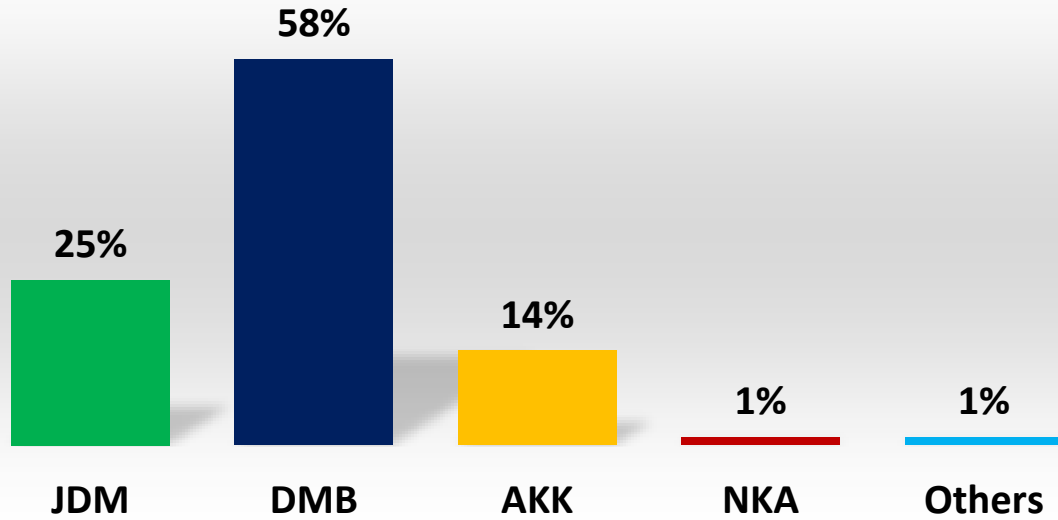


Global Info Analytics

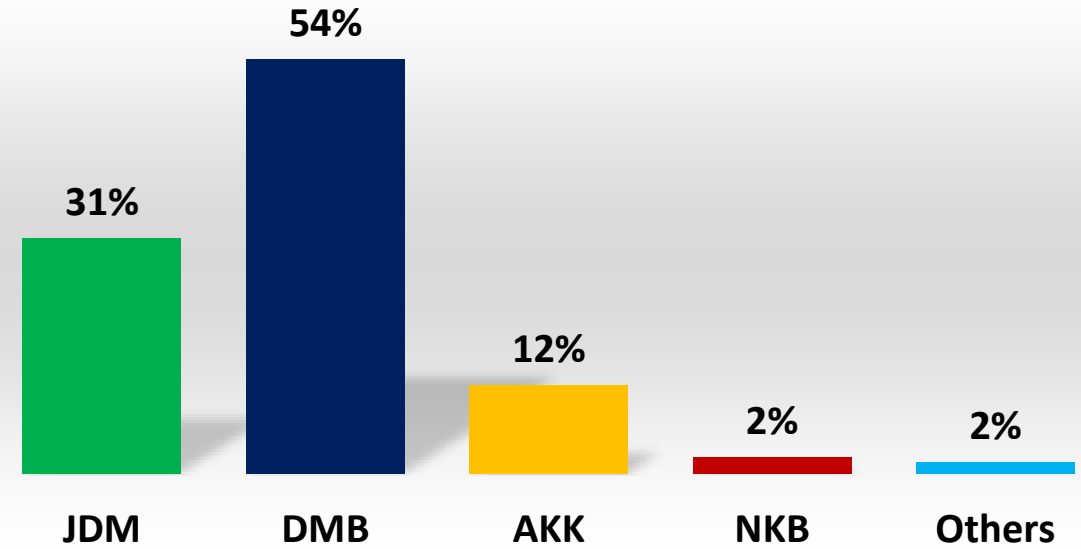
Analytics . Polls . Modelling

Voting Intentions-Regions

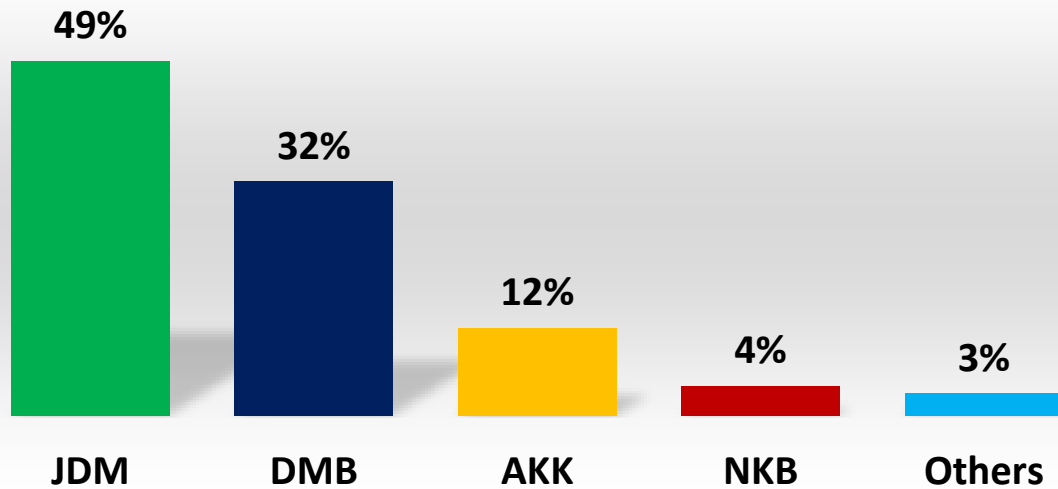
AHAFO REGION



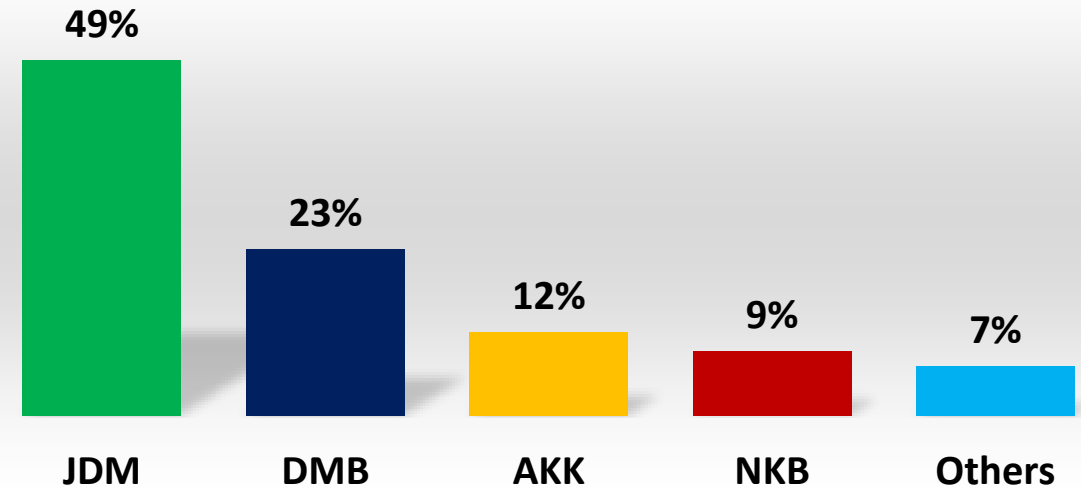
ASHANTI REGION



BONO REGION

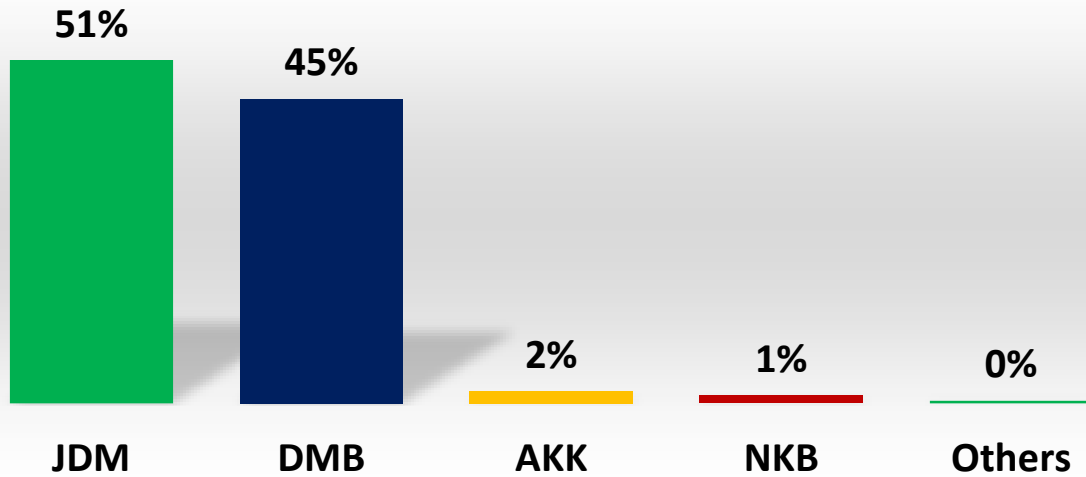


BONO EAST REGION

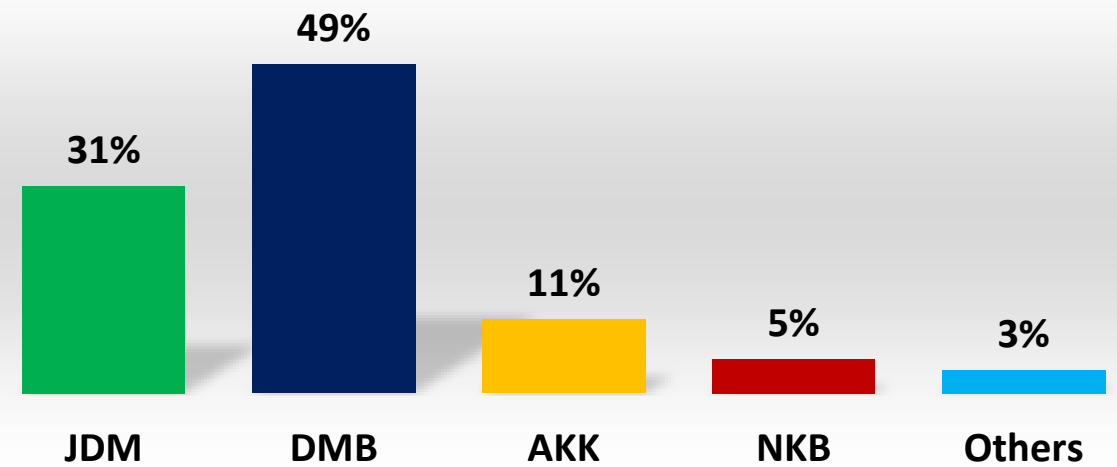


Voting Intentions-Regions

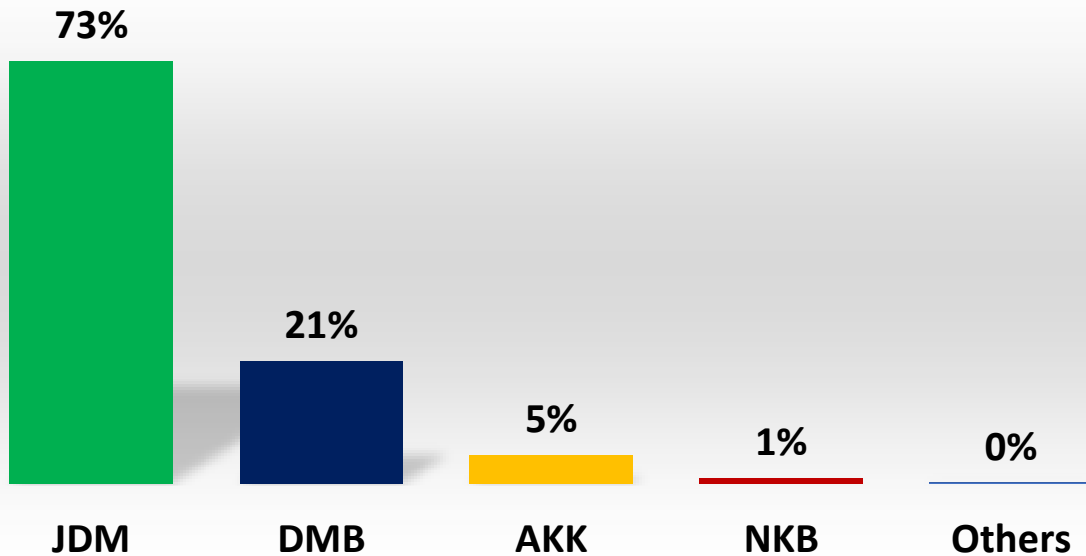
CENTRAL REGION



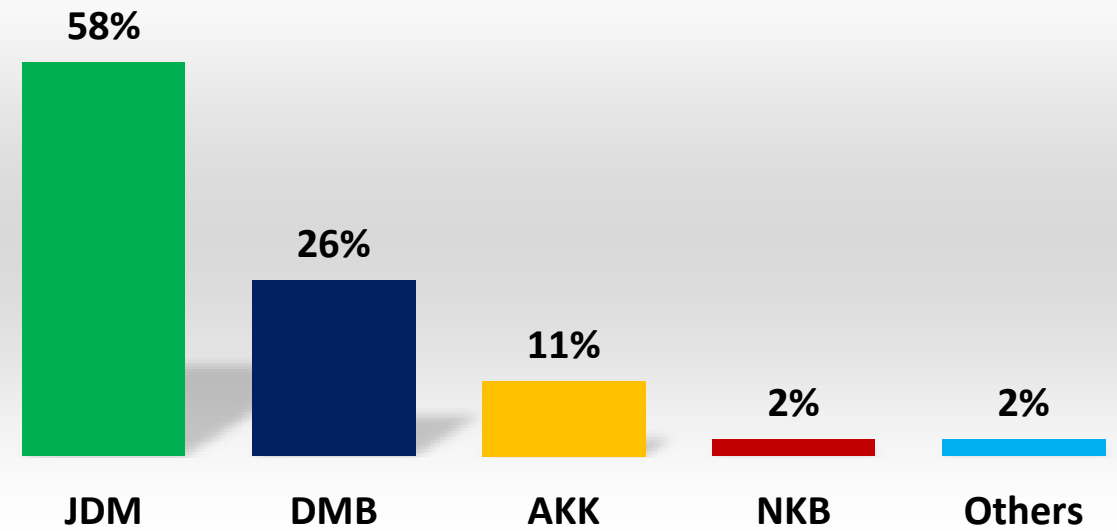
EASTERN REGION



GREATER ACCRA REGION

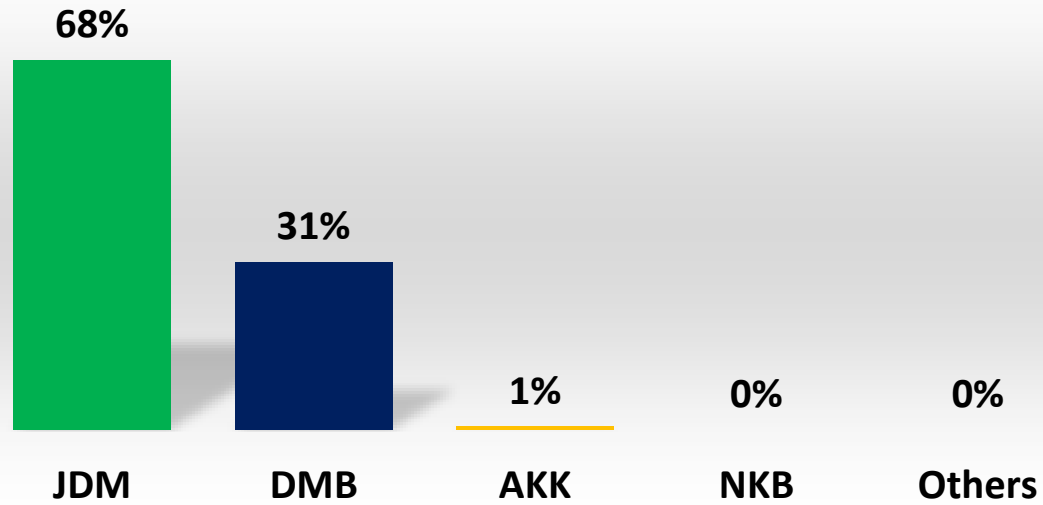


NORTH EAST REGION

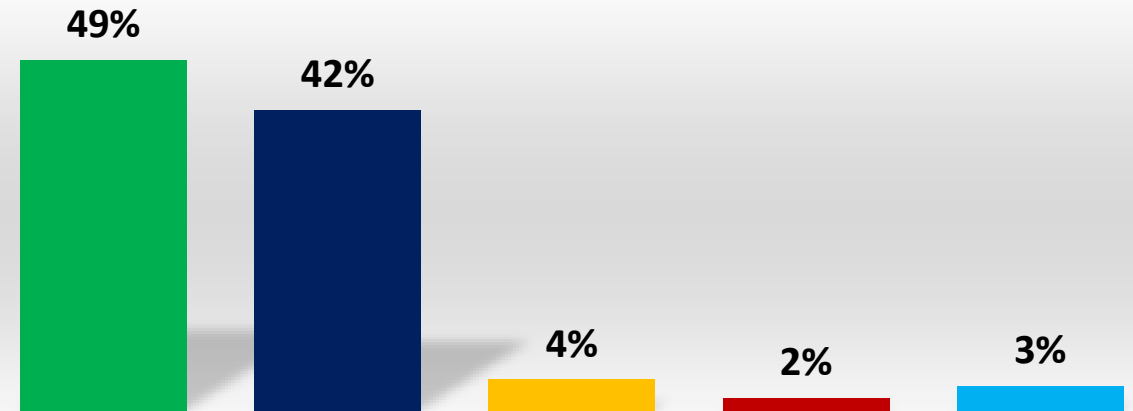


Voting Intentions-Regions

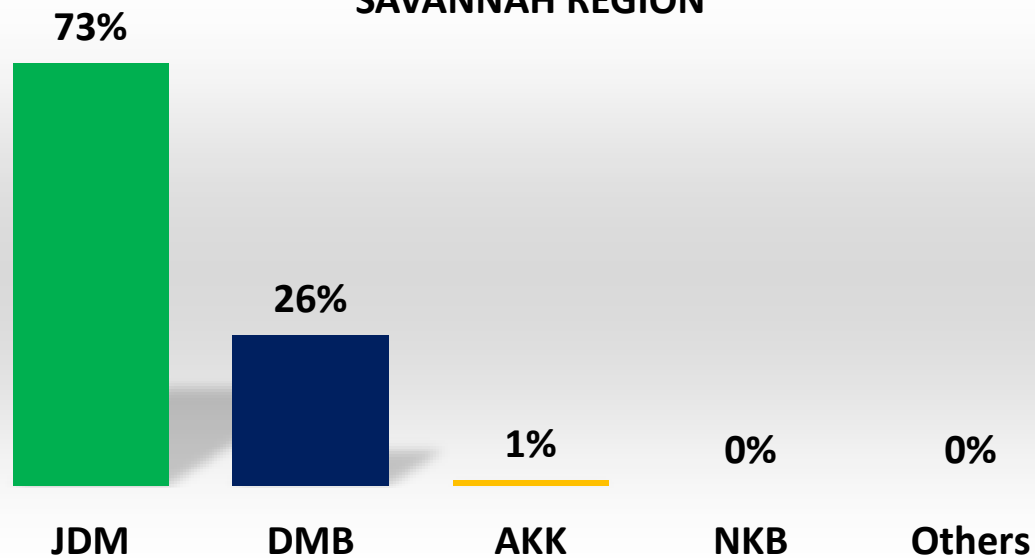
NORTHERN REGION



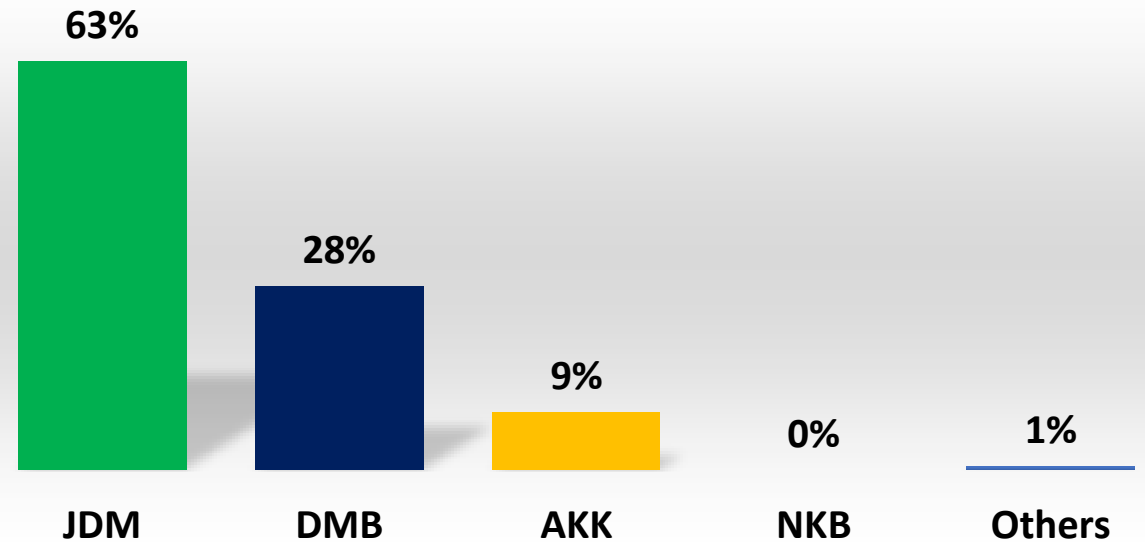
OTI REGION



SAVANNAH REGION

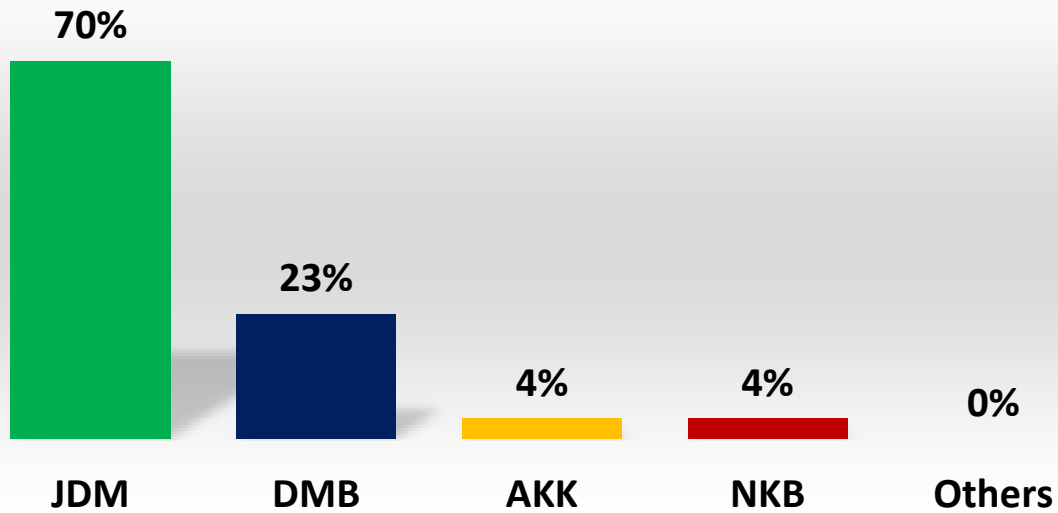


UPPER EAST REGION

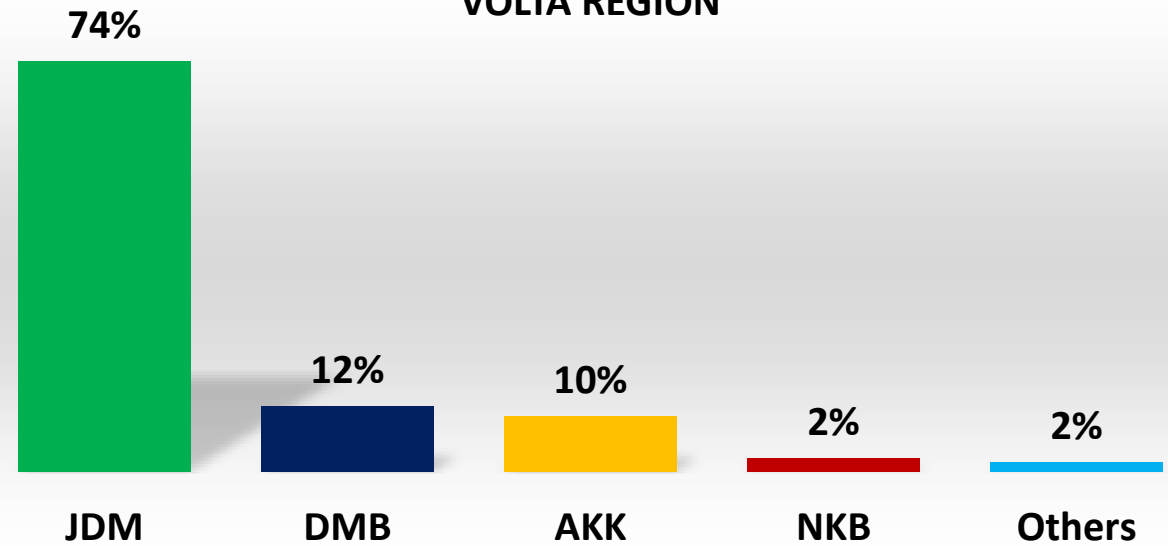


Voting Intentions-Regions

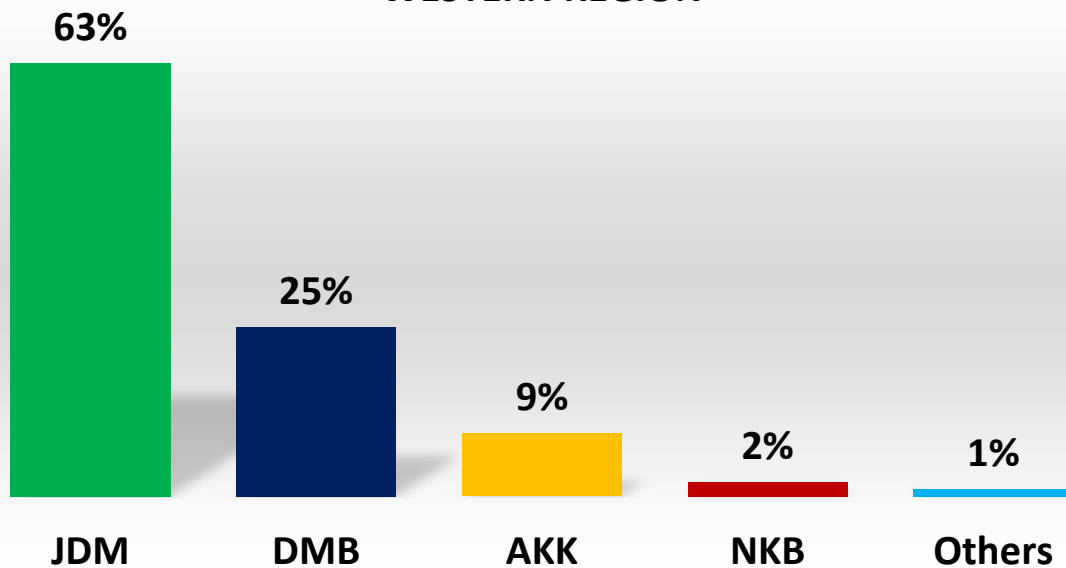
UPPER WEST REGION



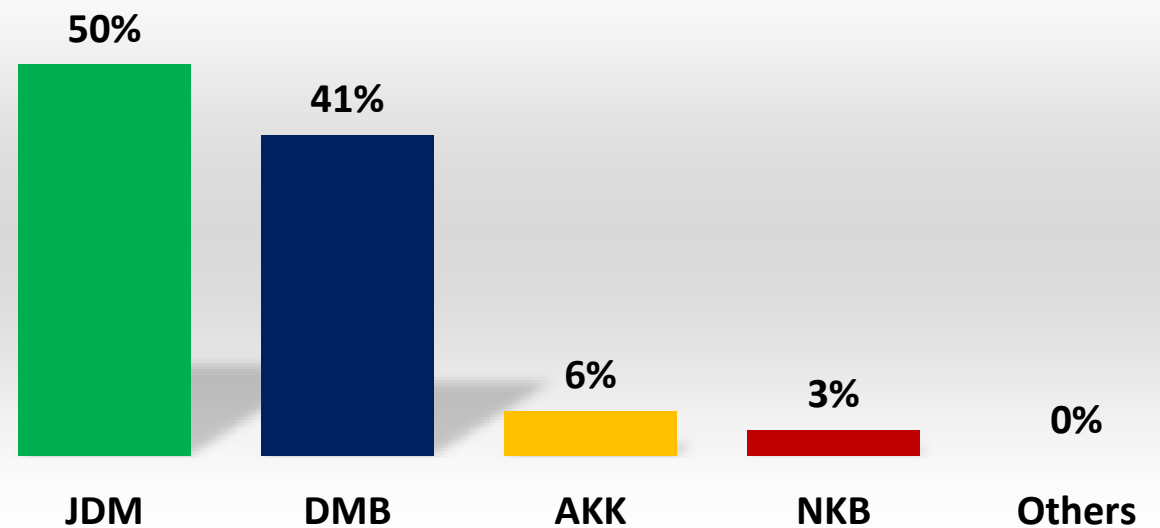
VOLTA REGION



WESTERN REGION



WESTERN NORTH REGION



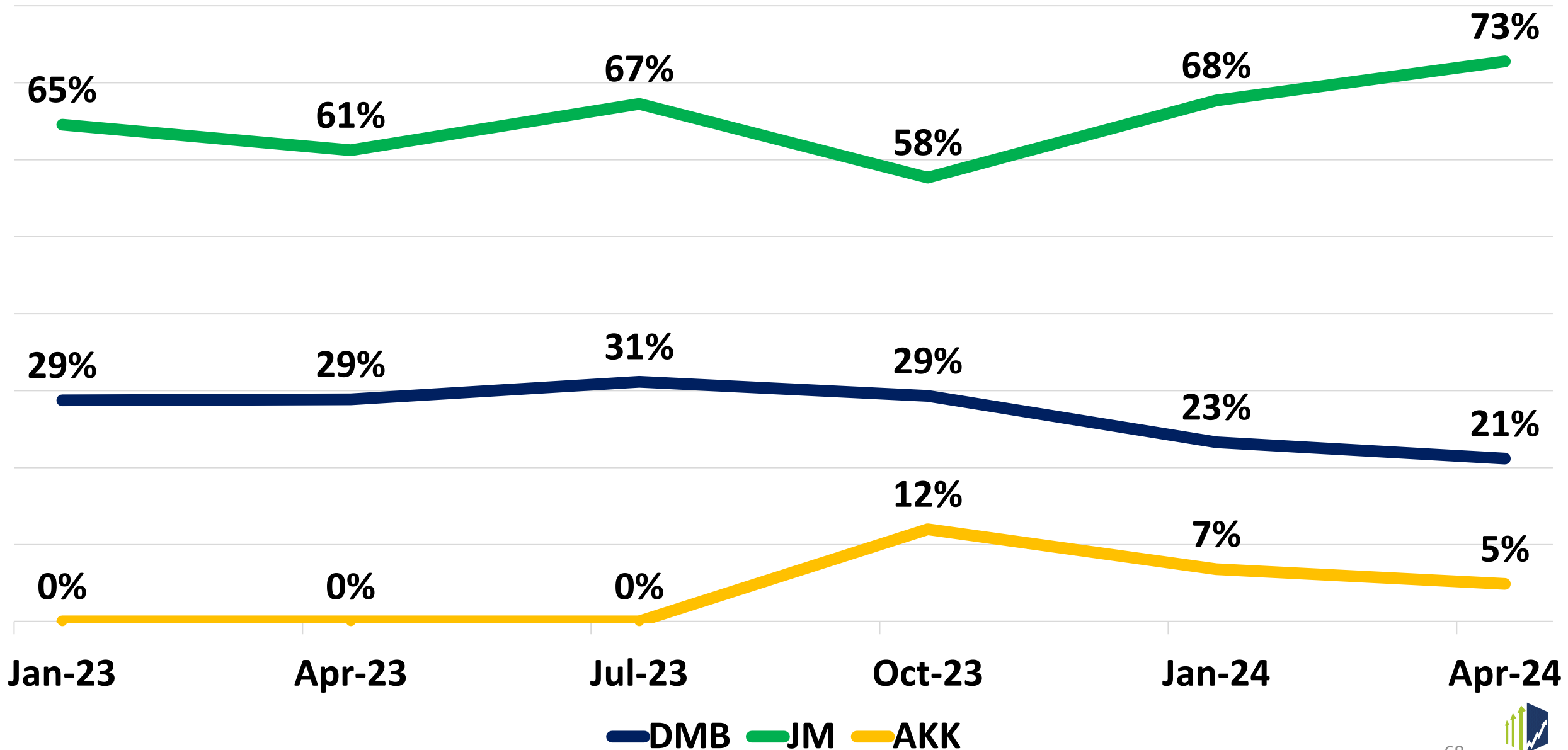
Trends in Critical Regions



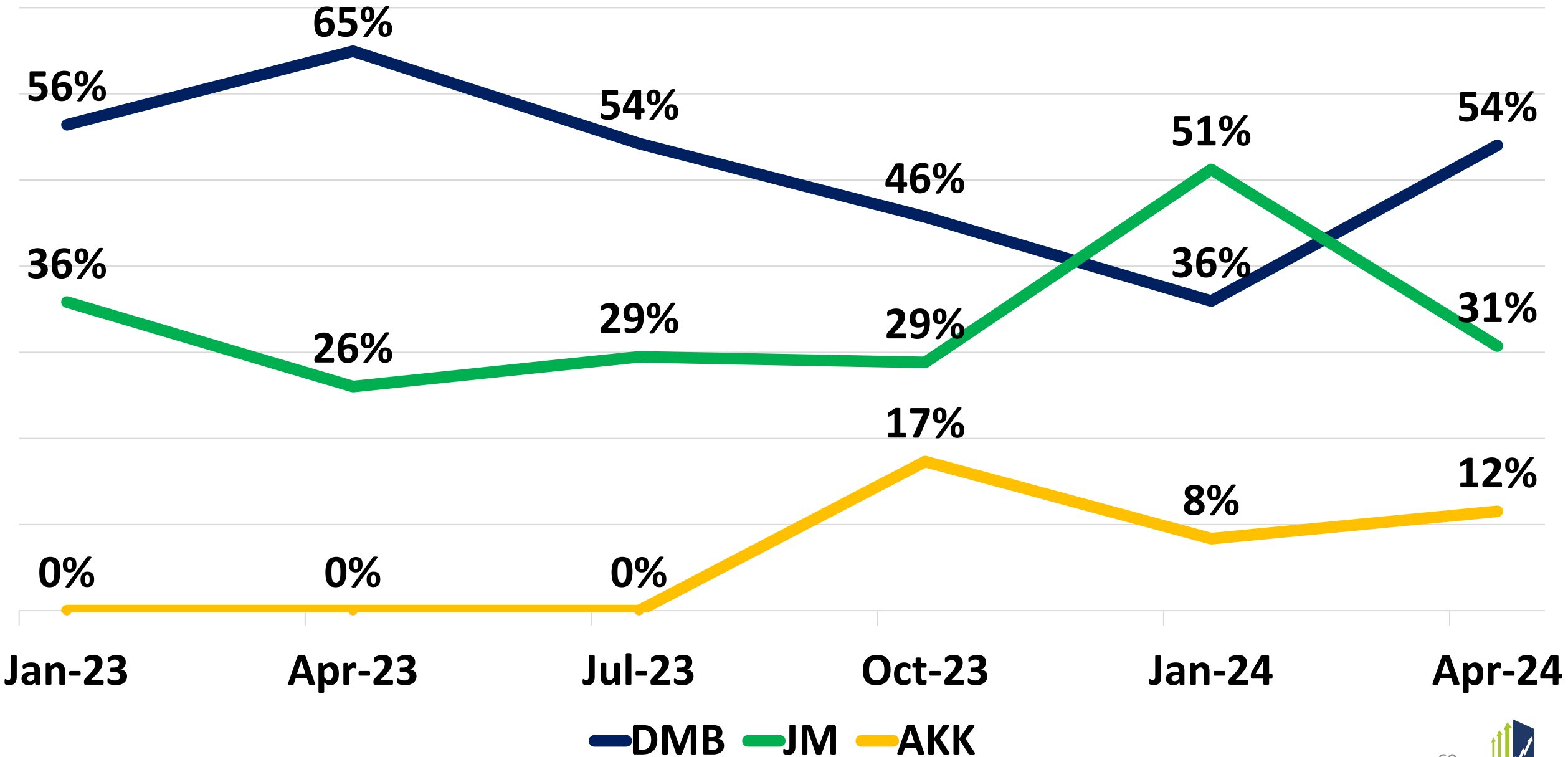
Global Info Analytics

Analytics . Polls . Modelling

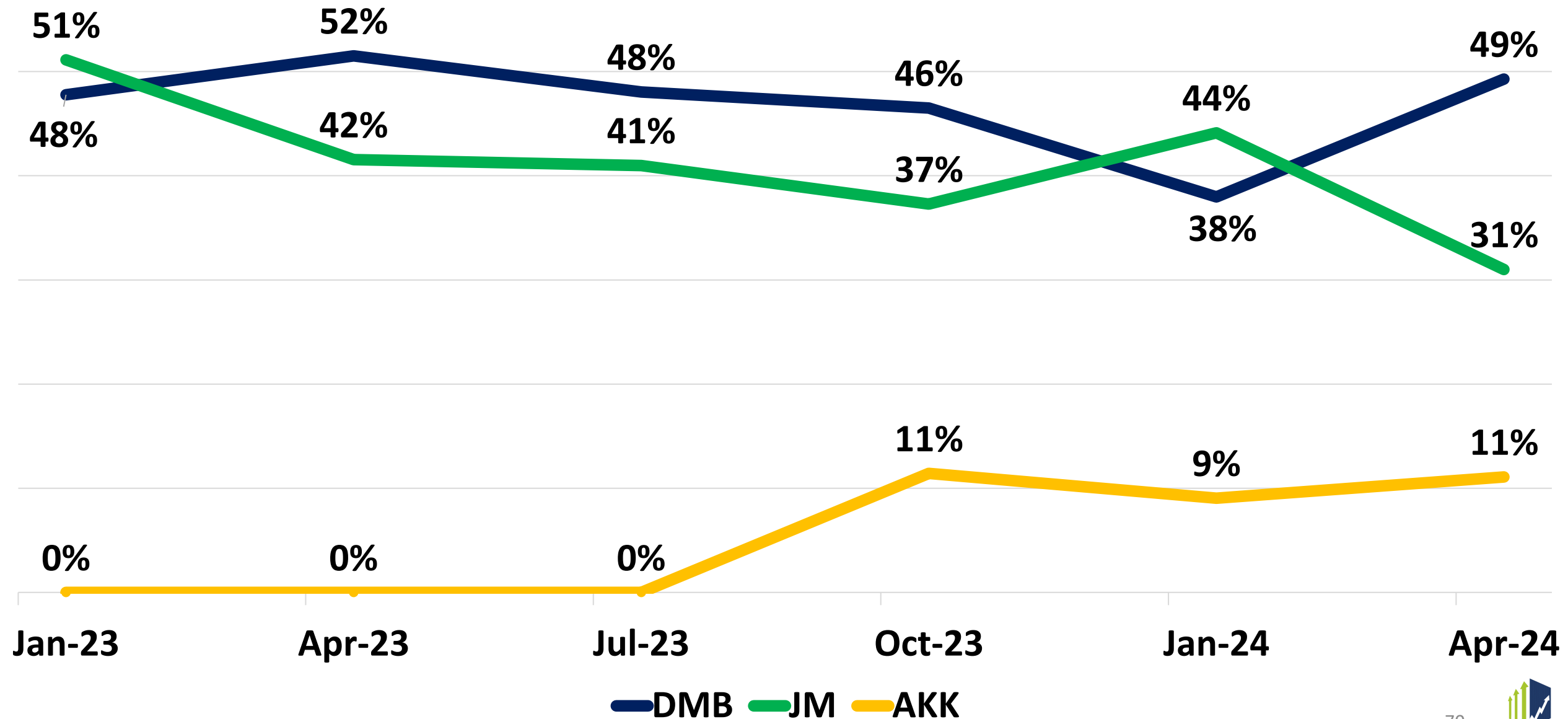
Greater Accra



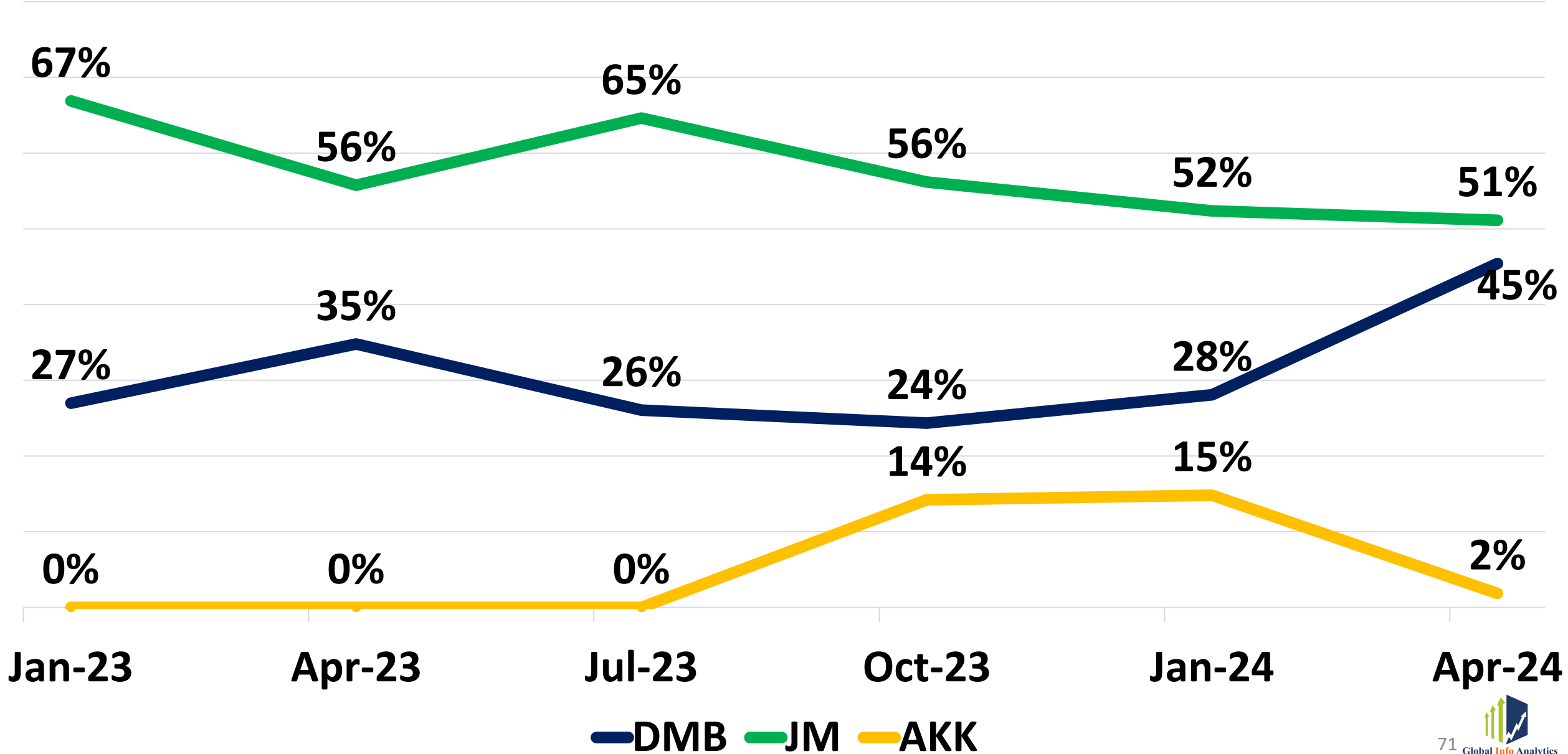
Ashanti Region



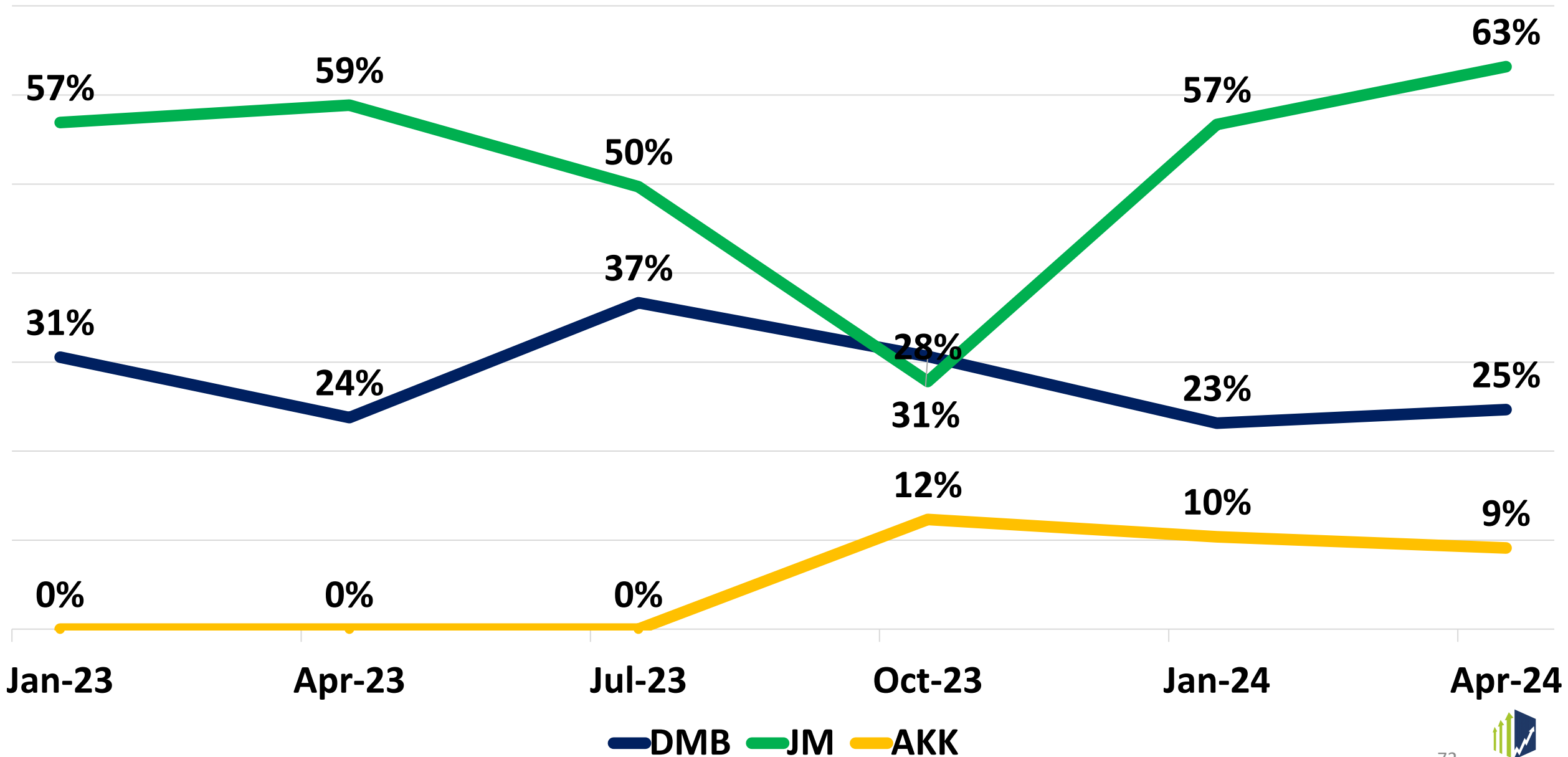
Eastern Region



Central Region



Western Region



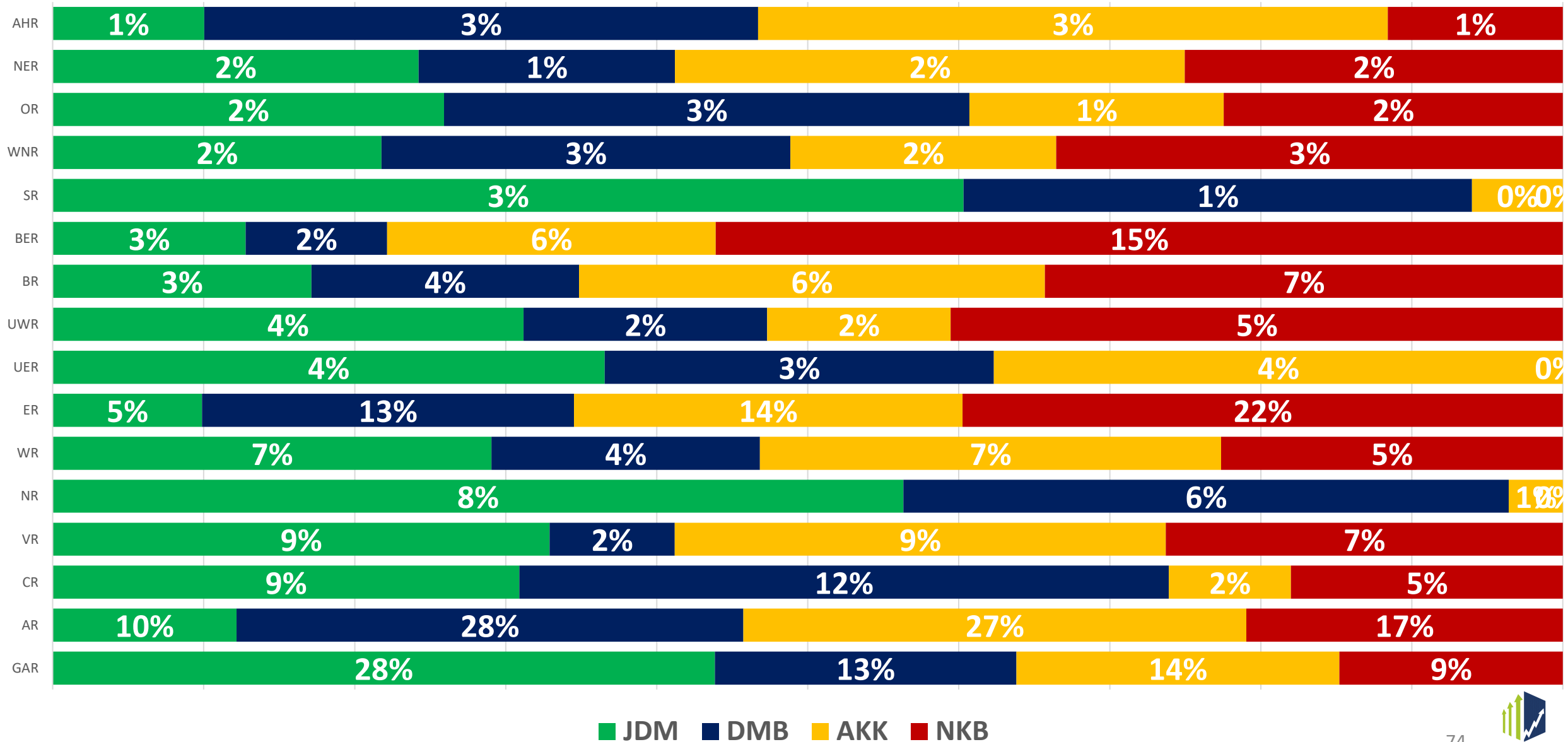
Regional Contribution to the candidates votes



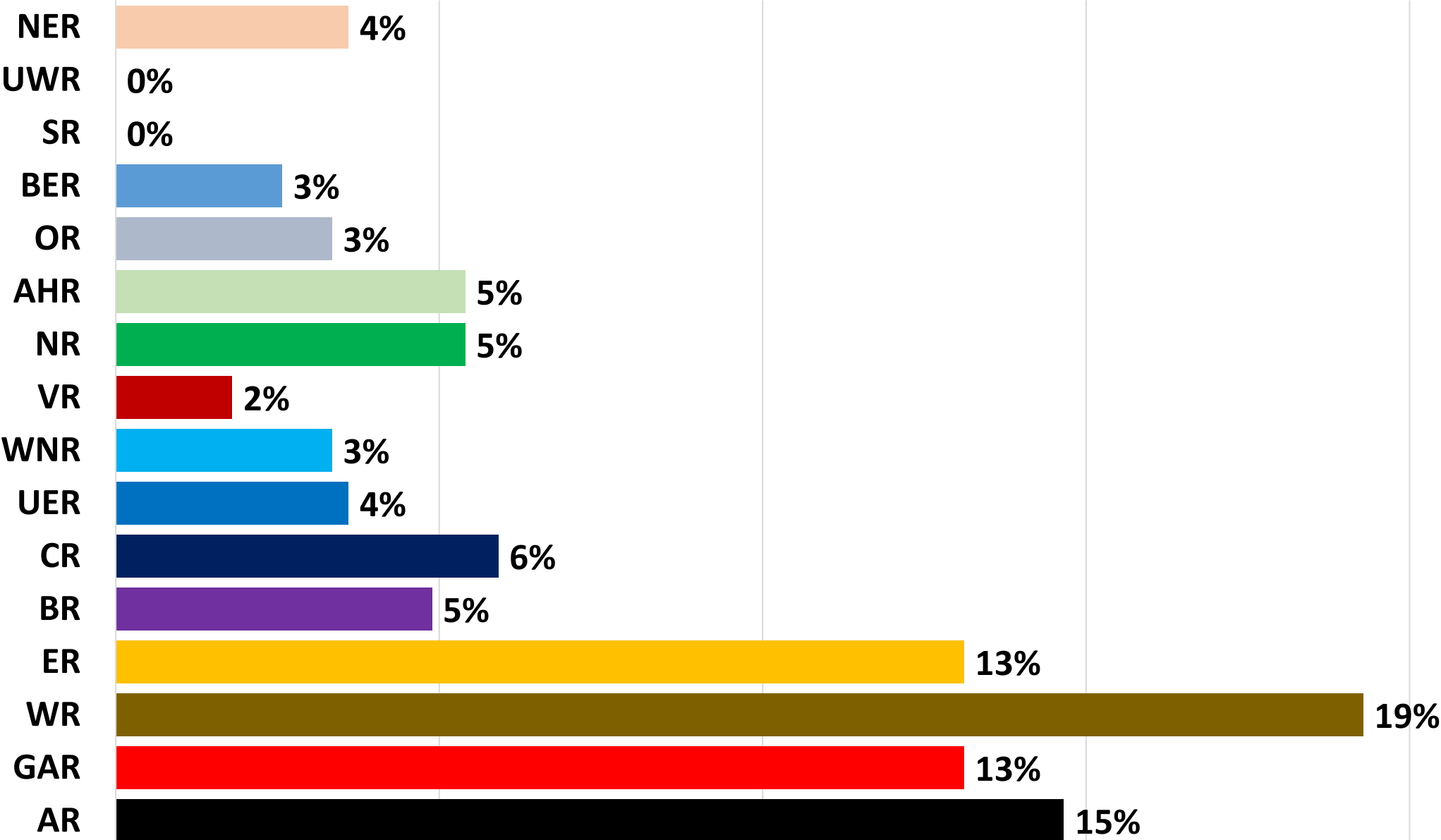
Global Info Analytics

Analytics . Polls . Modelling

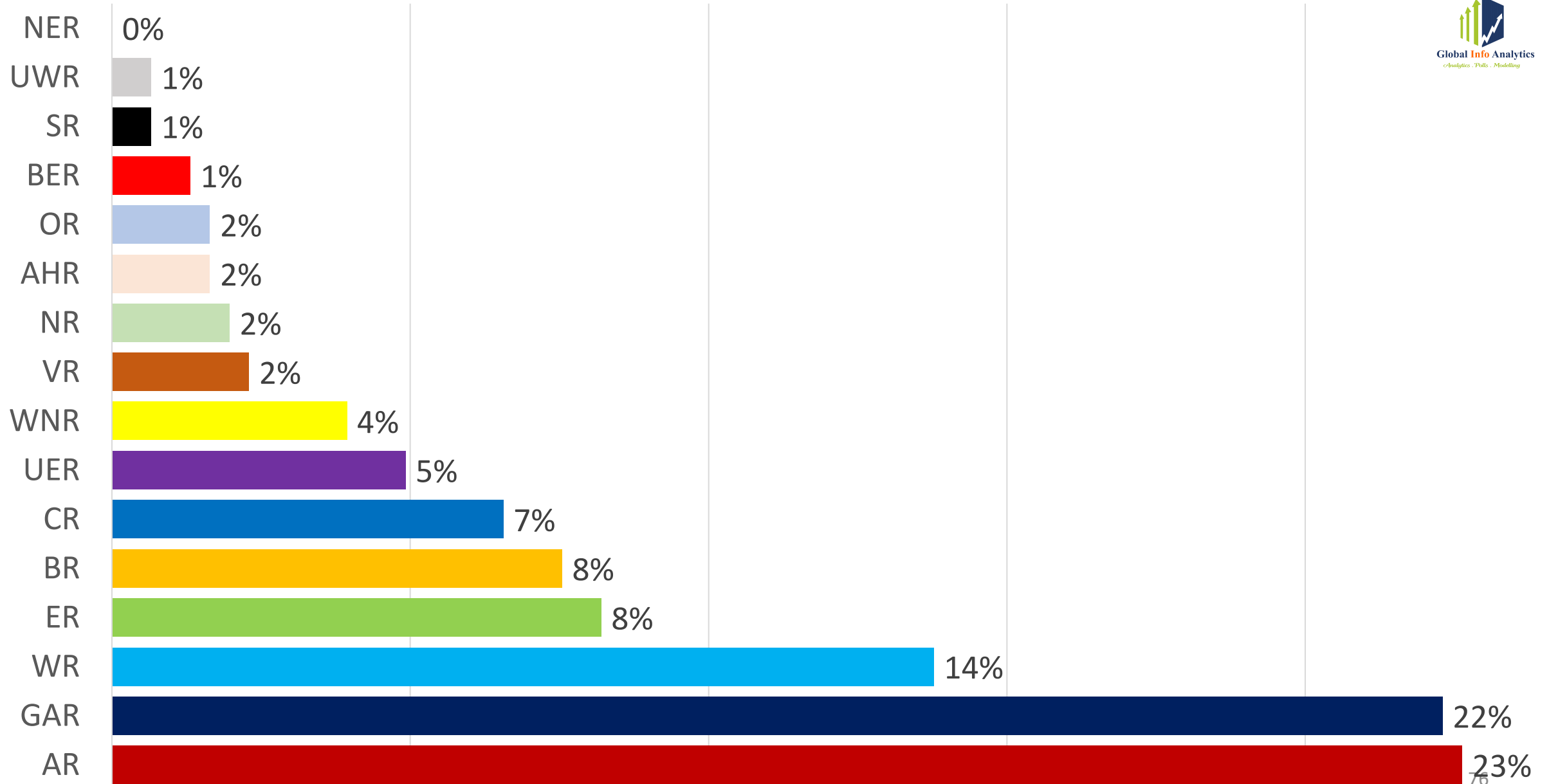
Regional Contribution to the candidates votes



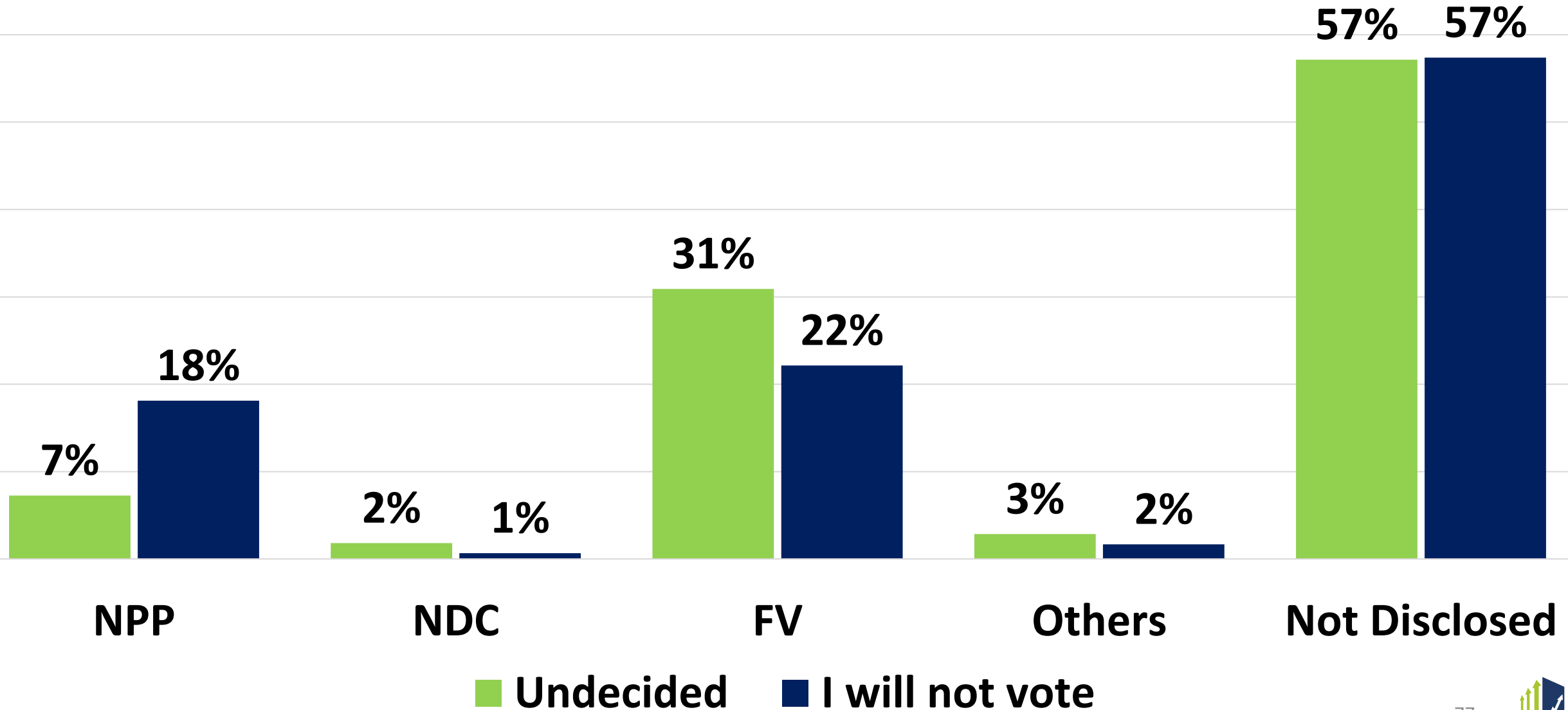
Regional Distribution of undecided voters



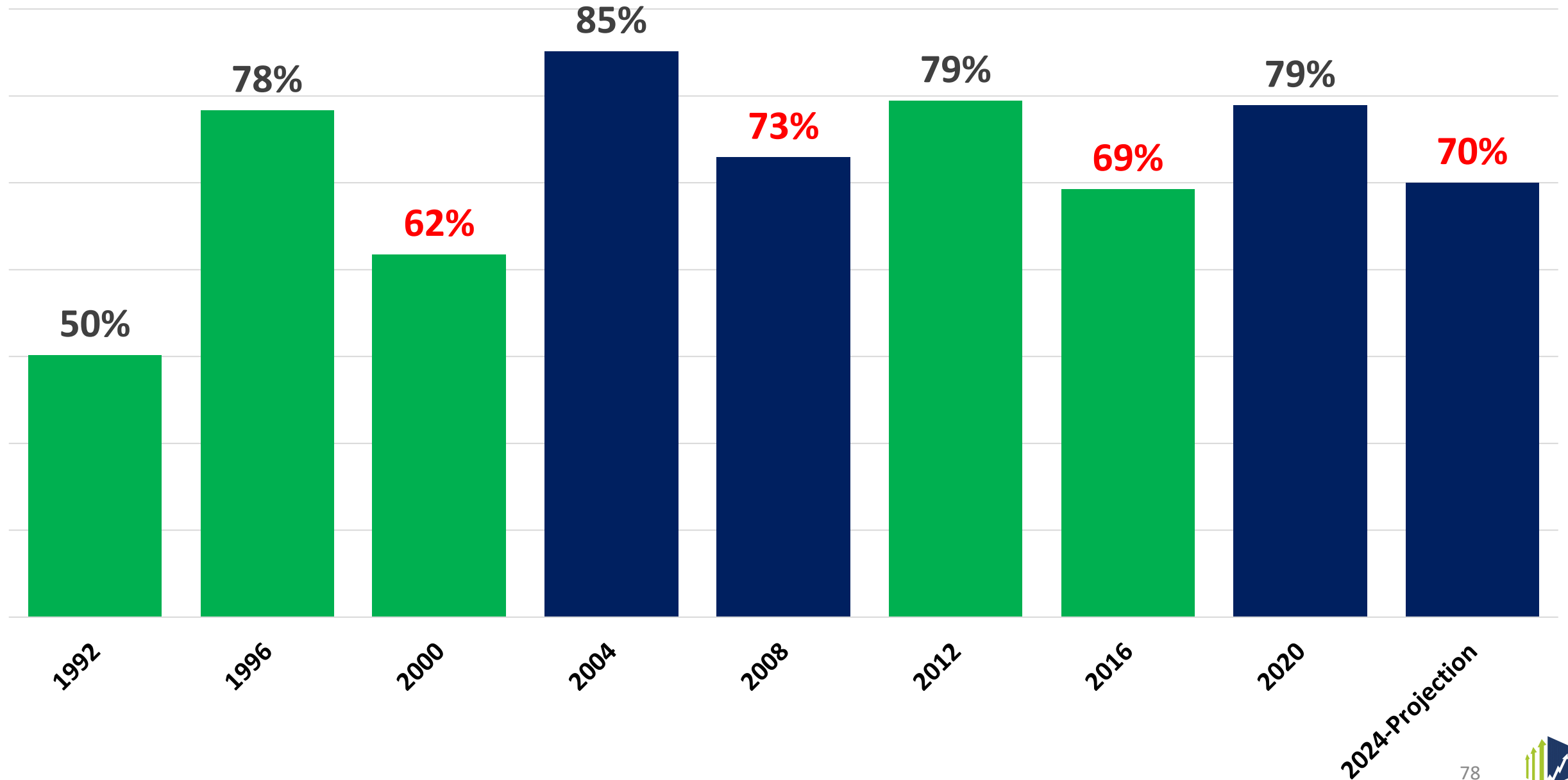
Regional Distribution of voters who would not vote



Undecided & I will not vote – Party Affiliations



Historical Data- Elections turnout in Elections in Ghana



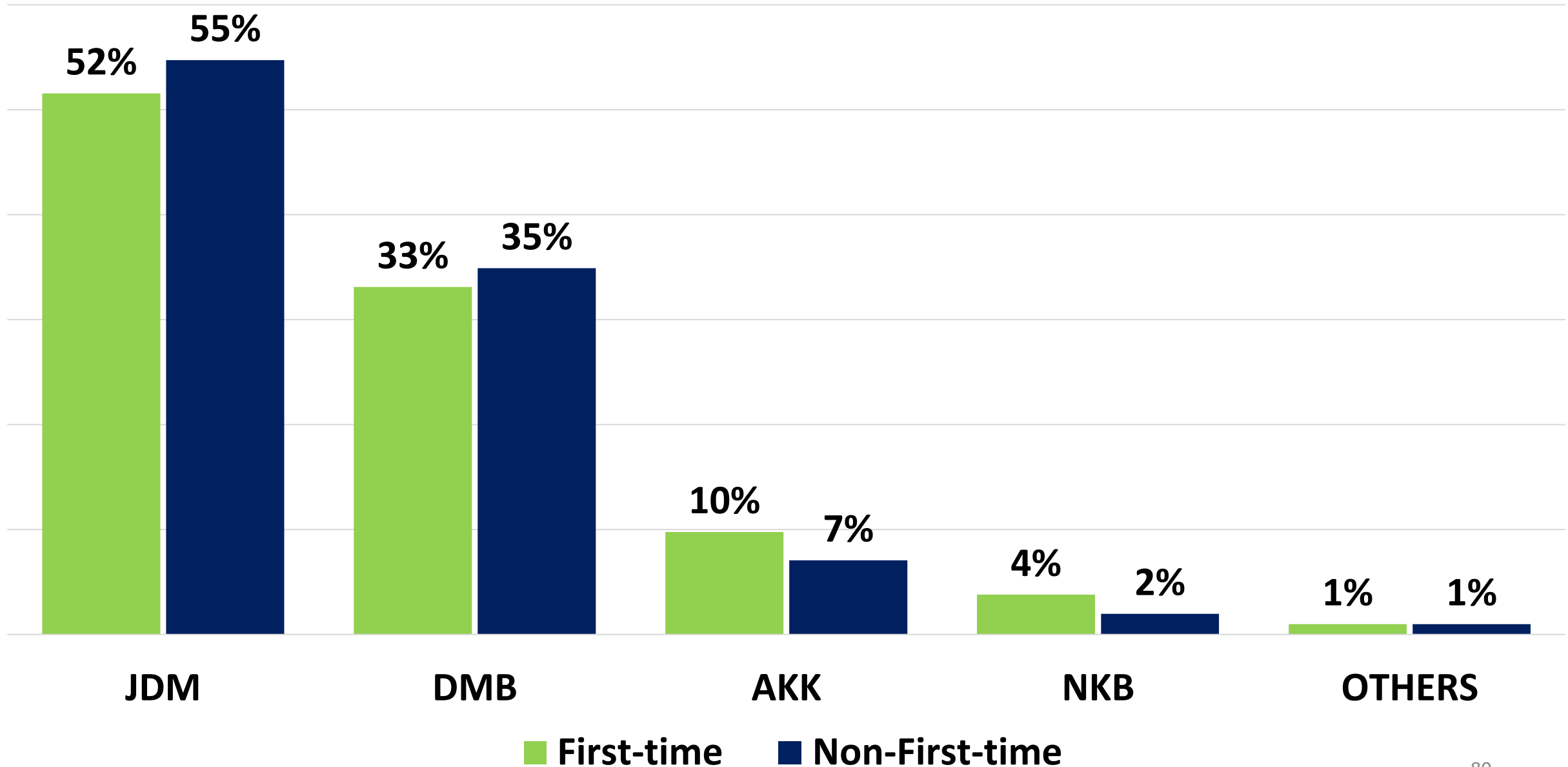
General Election- First-time & Non-First-time voters



Global Info Analytics

Analytics . Polls . Modelling

First-Time v Experienced Voters



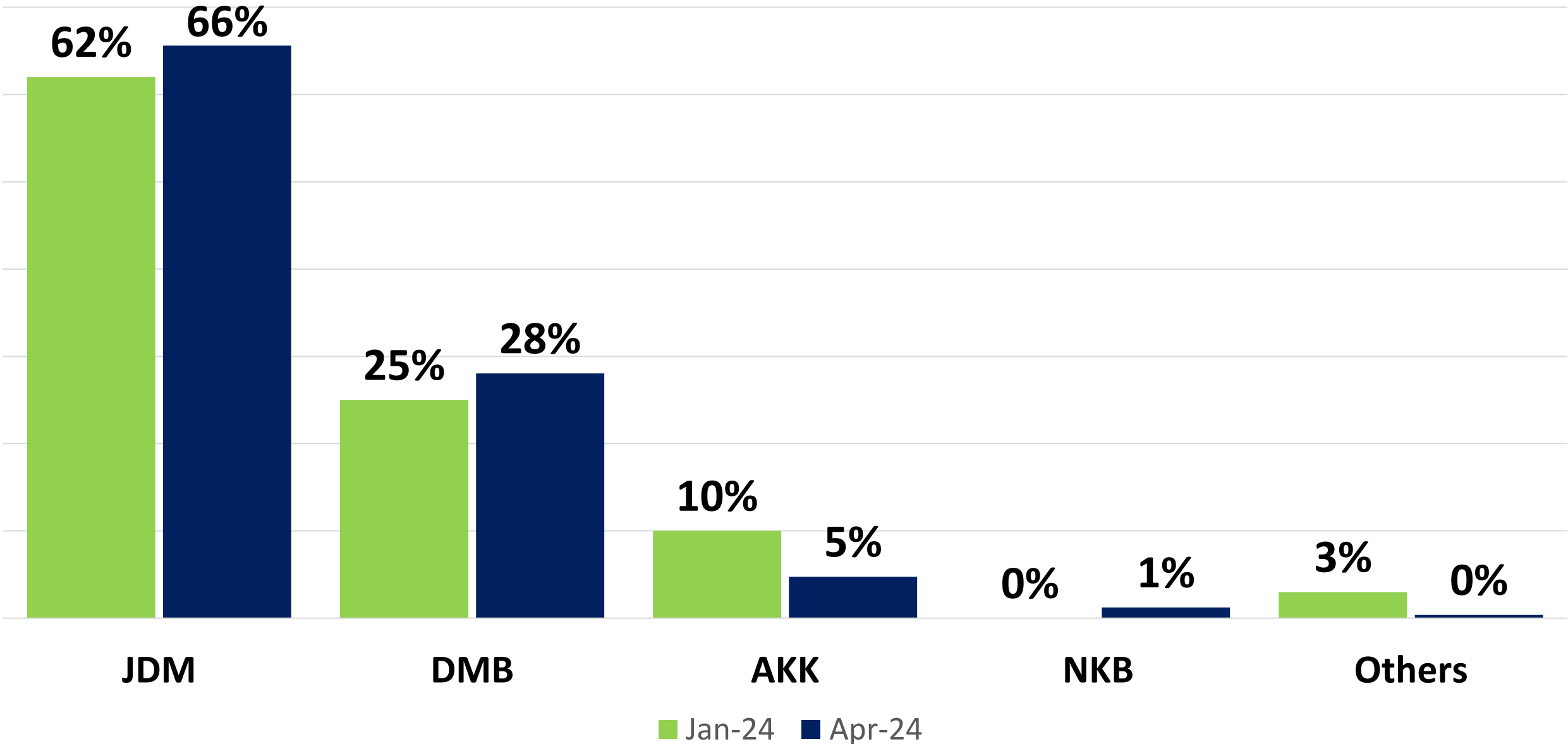
General Election- Swing Regions (GAR, CR & WR)



Global Info Analytics

Analytics . Polls . Modelling

Voting Intentions- Swing Regions



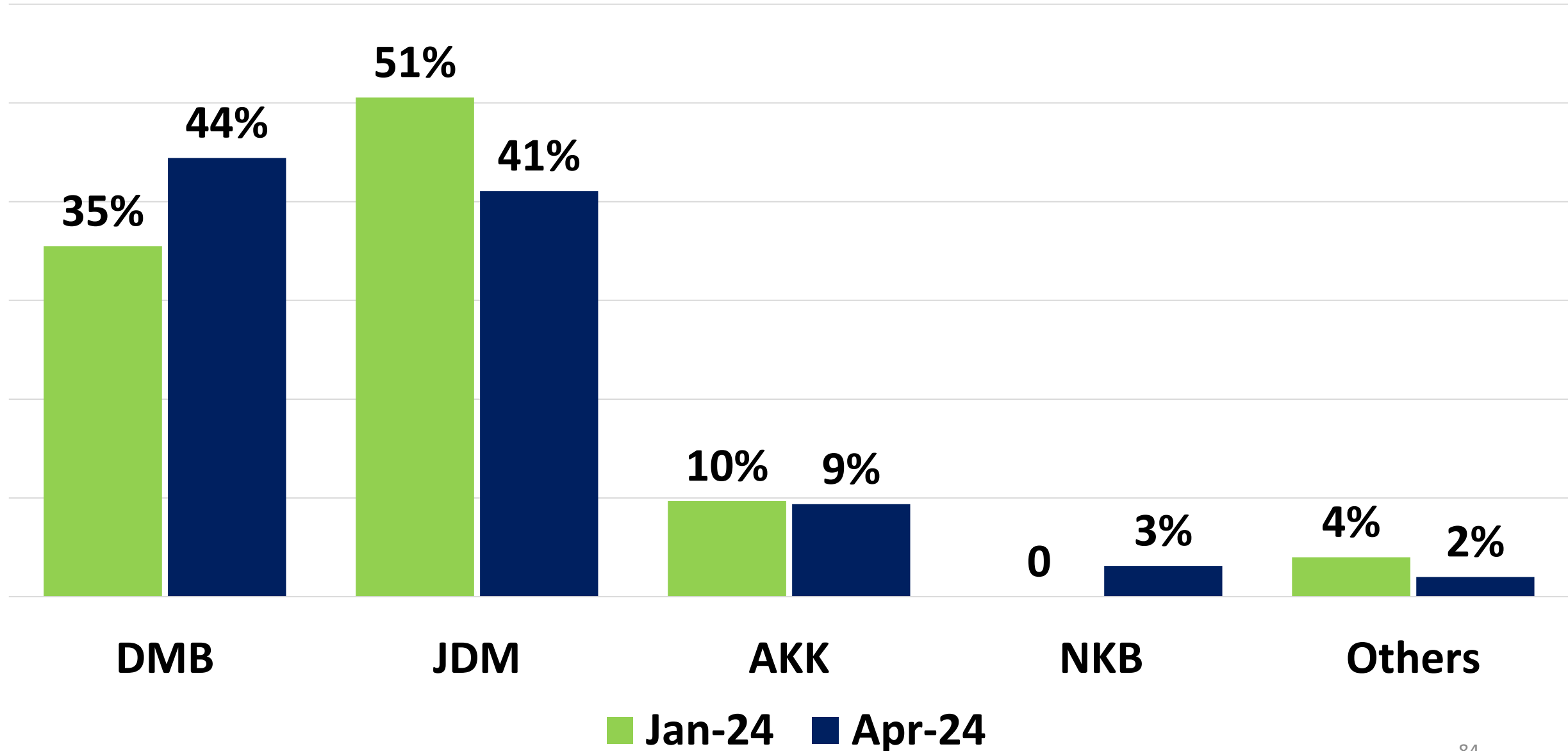
General Election- Akan Dominated (AHR, AR, BR, BER, CER, ER, WR, WNR)



Global Info Analytics

Analytics . Polls . Modelling

Voting Intentions- Akan Dominated Regions



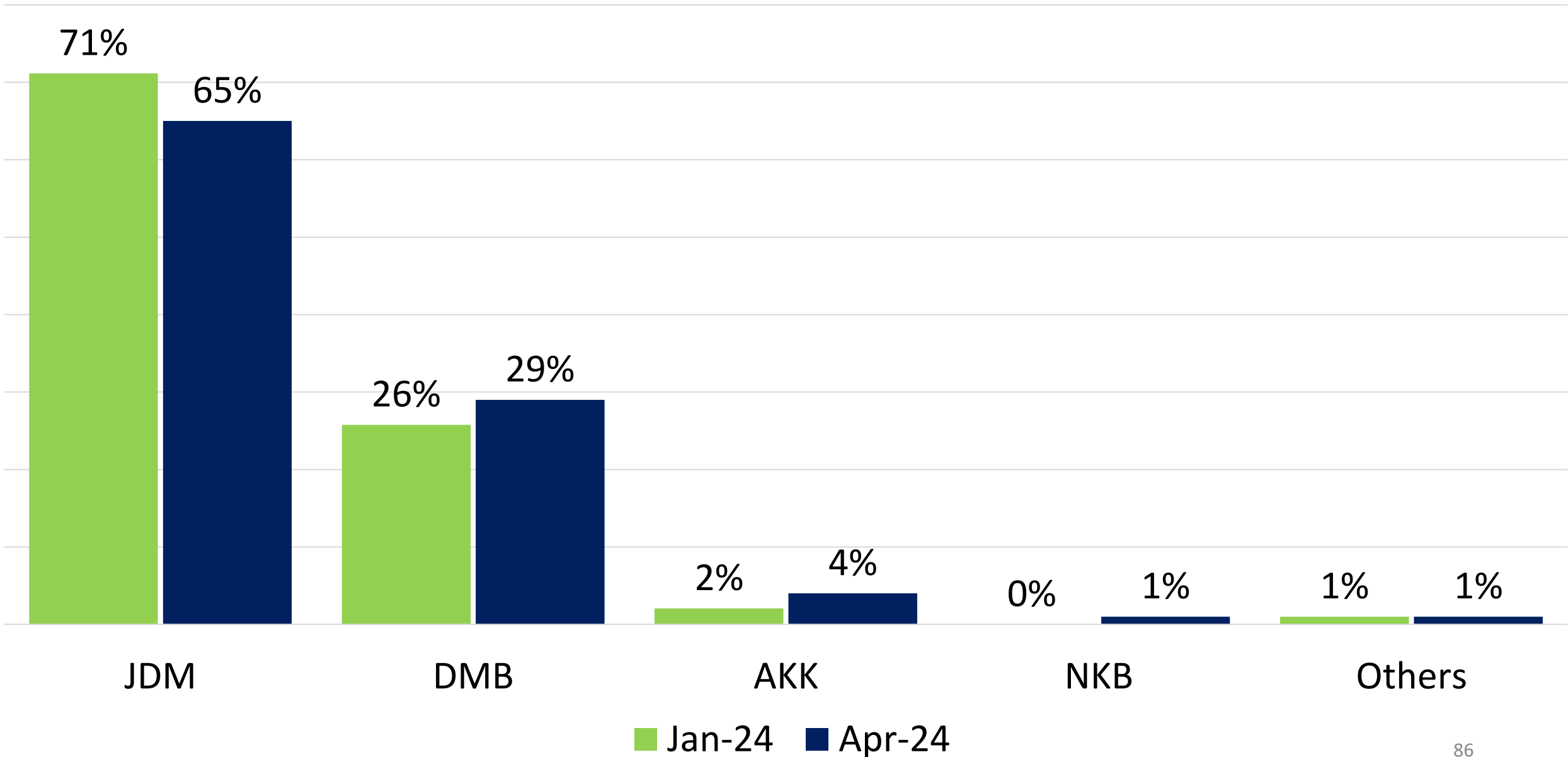
General Election- Northern Region (NER, NR, SR, UER, UWR)



Global Info Analytics

Analytics . Polls . Modelling

Voting Intentions- Northern Regions



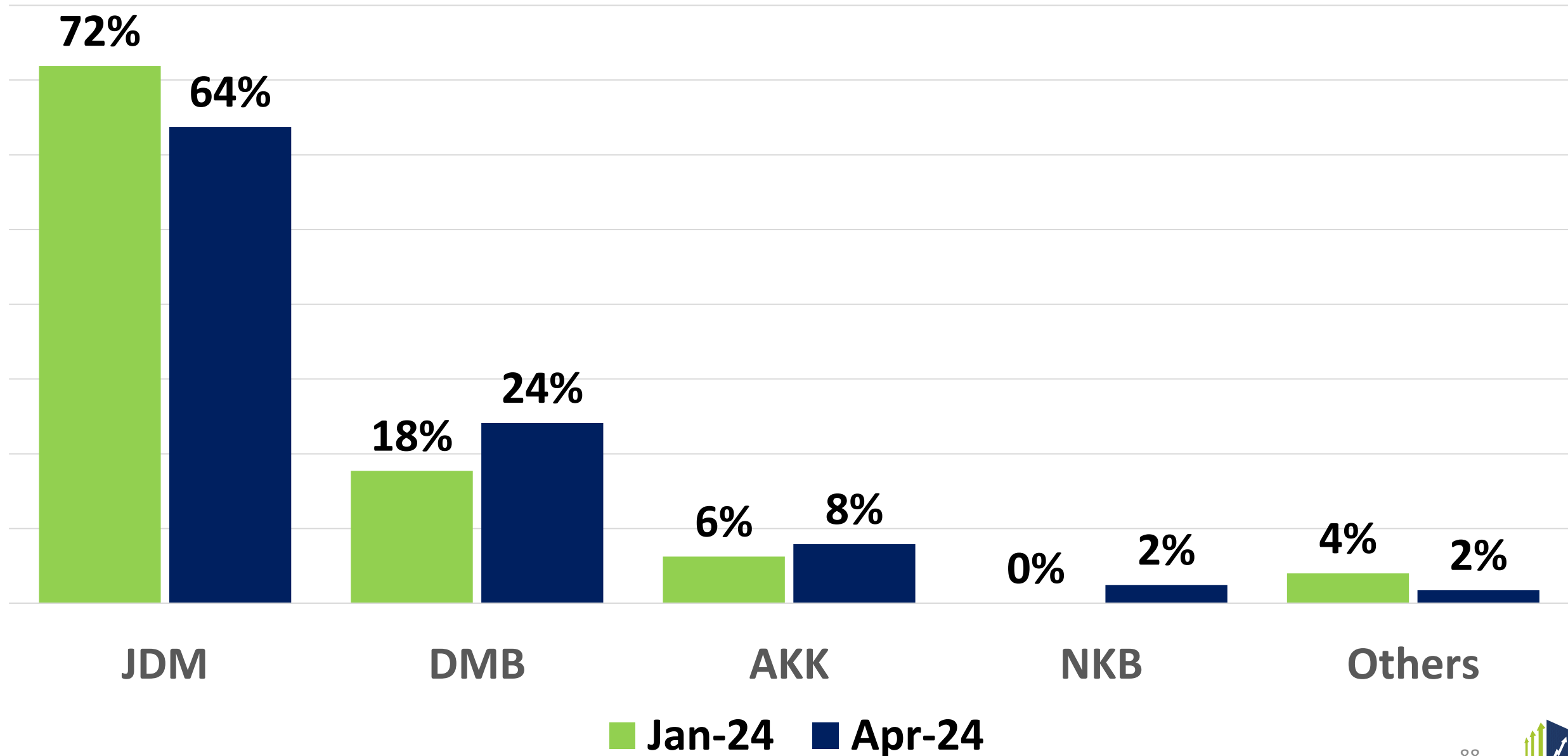
General Election- Volta & Oti



Global Info Analytics

Analytics . Polls . Modelling

Voting Intentions- Volta & Oti Regions



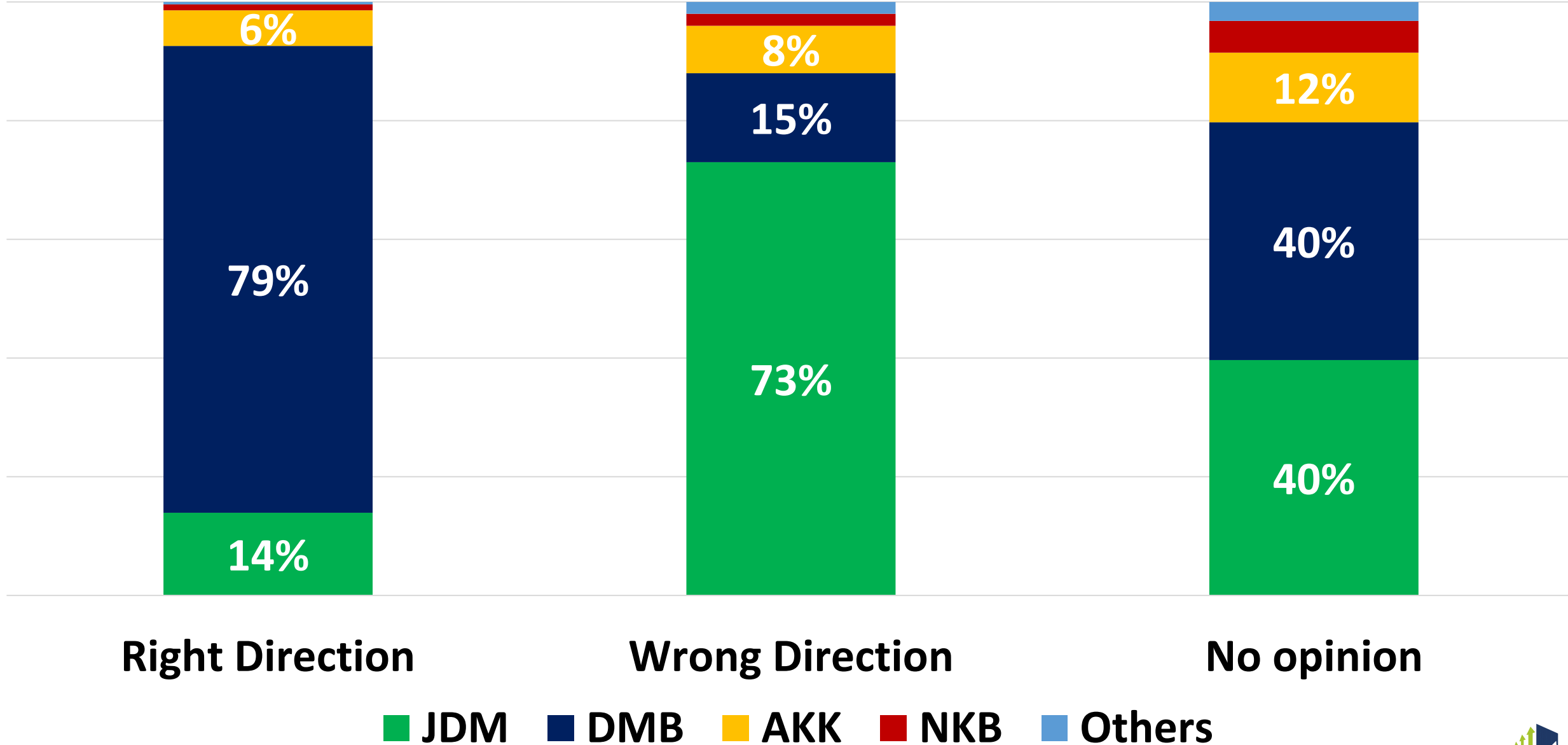
Direction of the Country/Standards of Living Vs Voting Intentions



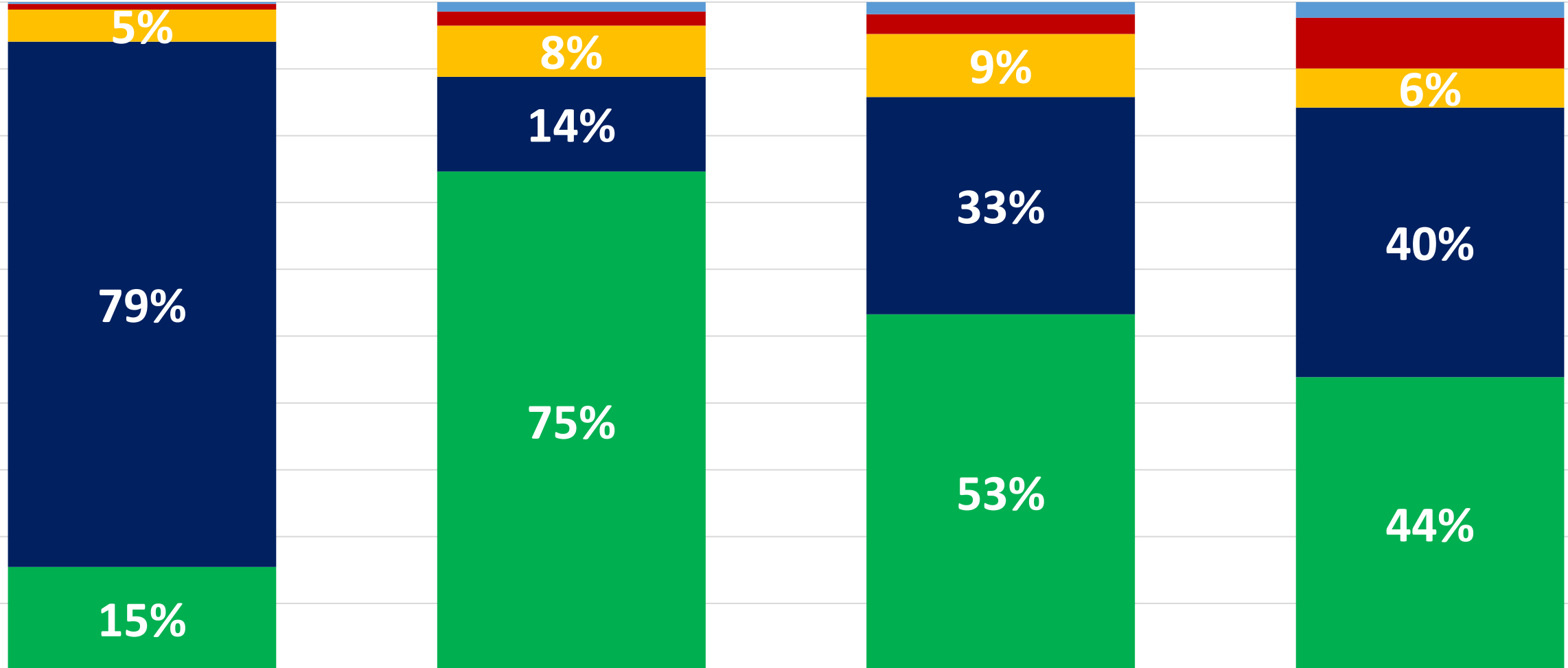
Global Info Analytics

Analytics . Polls . Modelling

Direction of the Country - Voting Intentions



Standards of Living-Voting Intentions



Improved

Worsened

Unchanged

No opinion

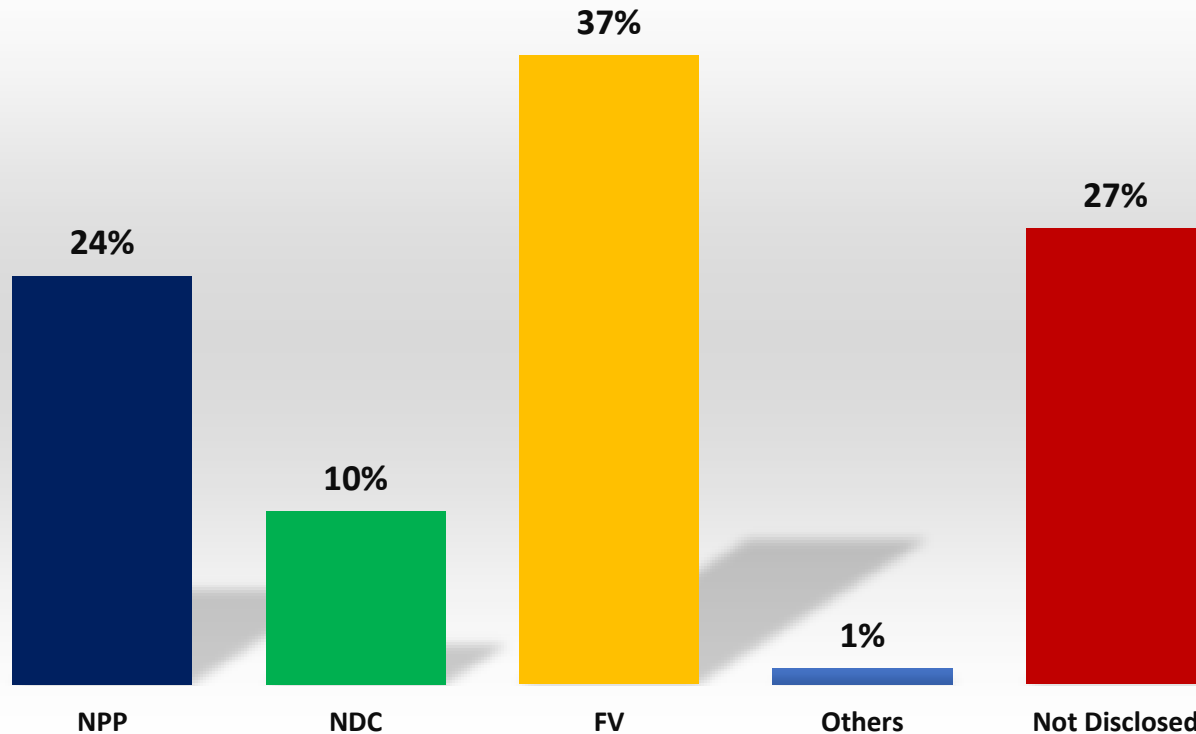
■ JDM ■ DMB ■ AKK ■ NKB ■ Others



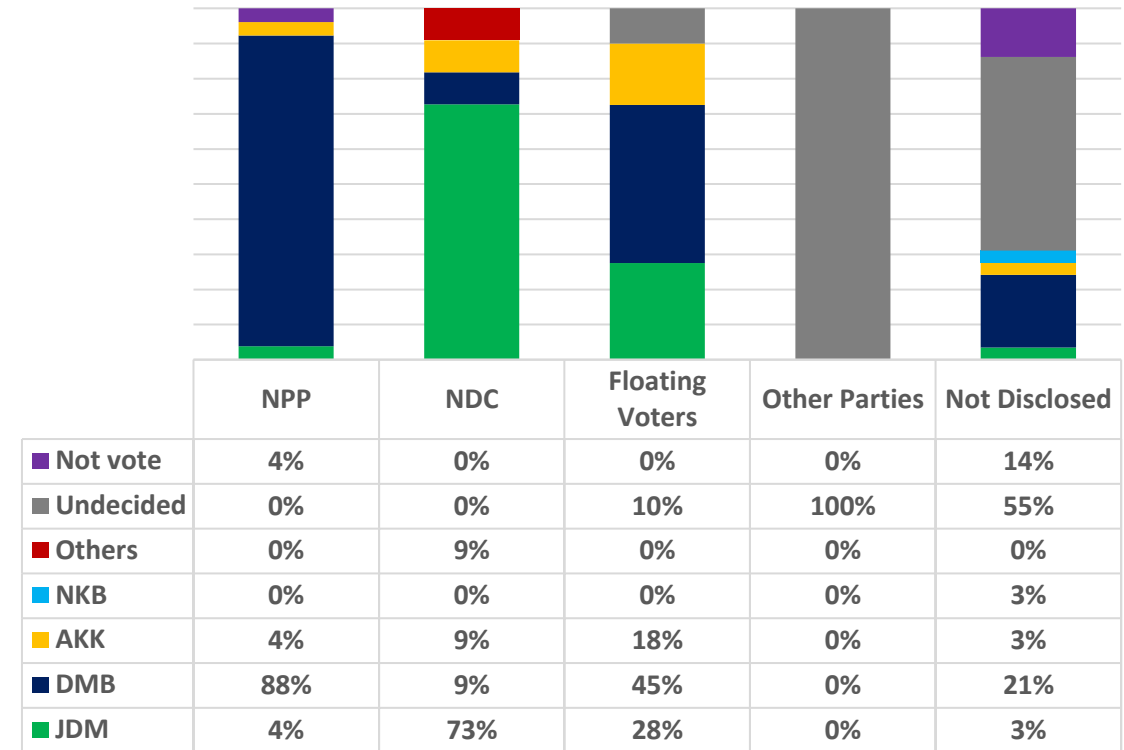
Party Affiliations by Regions & Voting Intentions

Party Affiliations-Voting Intentions-Ahafo

Ahafo-Party Affiliations



Ahafo Region – Voting intentions by Party Affiliations

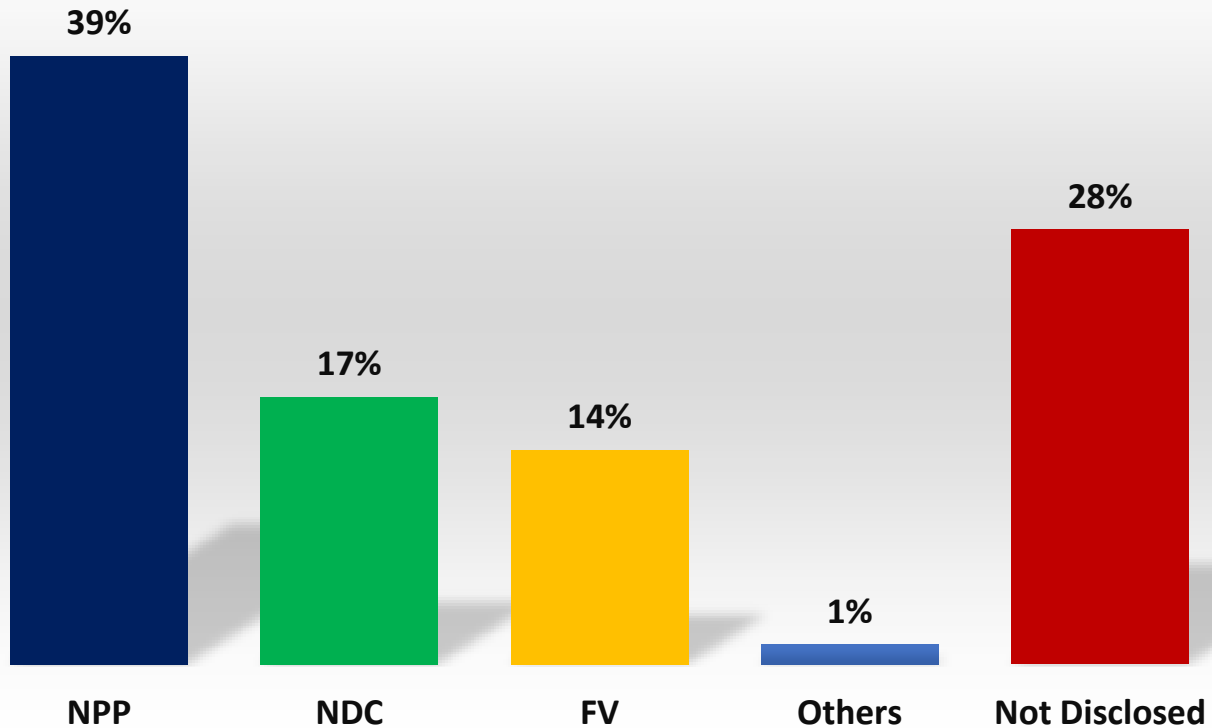


Analysis:

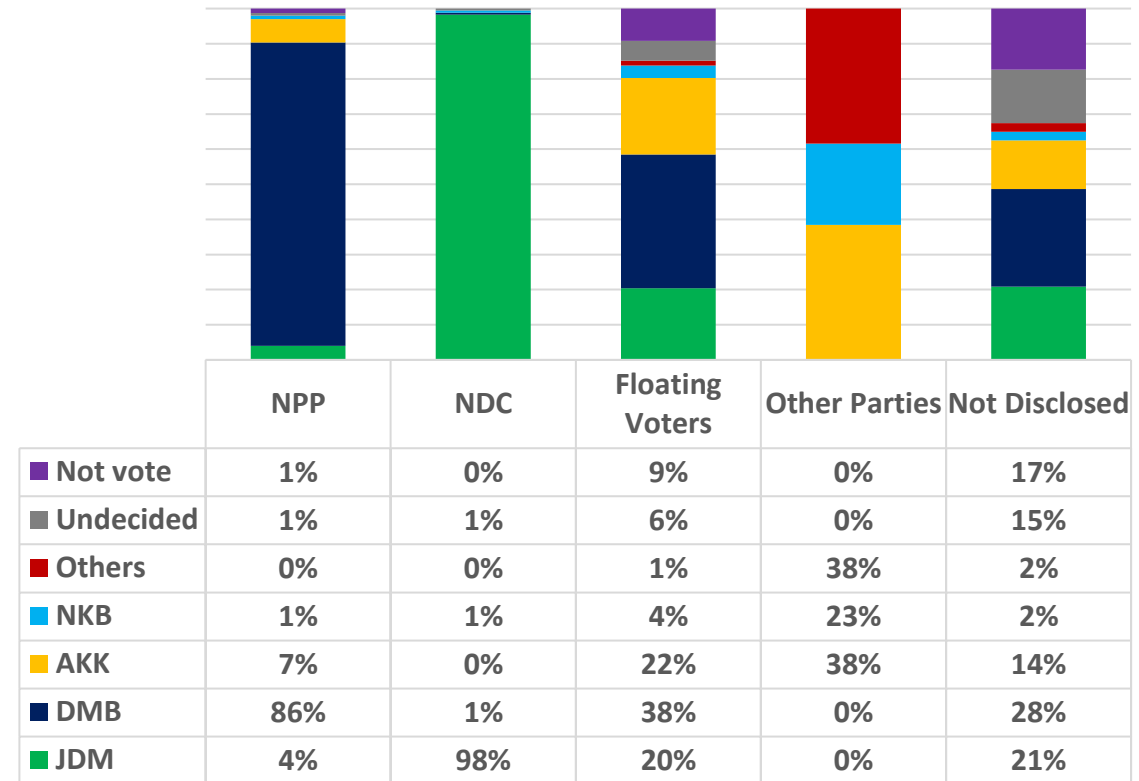
- In the Ahafo region, 58% intend to vote for DMB, 25% for JDM and 14% for AKK.
- The poll shows that floating voters and voters who did not disclose their party affiliations outnumber NPP and NDC
- While 88% of NPP voters intend to vote for DMB, only 73% of NDC voters intend to vote for JDM. 9% of NDC voters intend to vote for DMB whilst 4% of NPP intend to vote for JDM.
- Among floating voters, 45% support DMB compared to 28% for JDM.
- For those who did not disclose their party affiliations, 55% are undecided, 14% will not vote, 21% will vote for DMB and 3% for JDM
- While 4% of NPP voters will not vote, it is 0% for NDC.

Party Affiliations-Voting Intentions-Ashanti

Ashanti



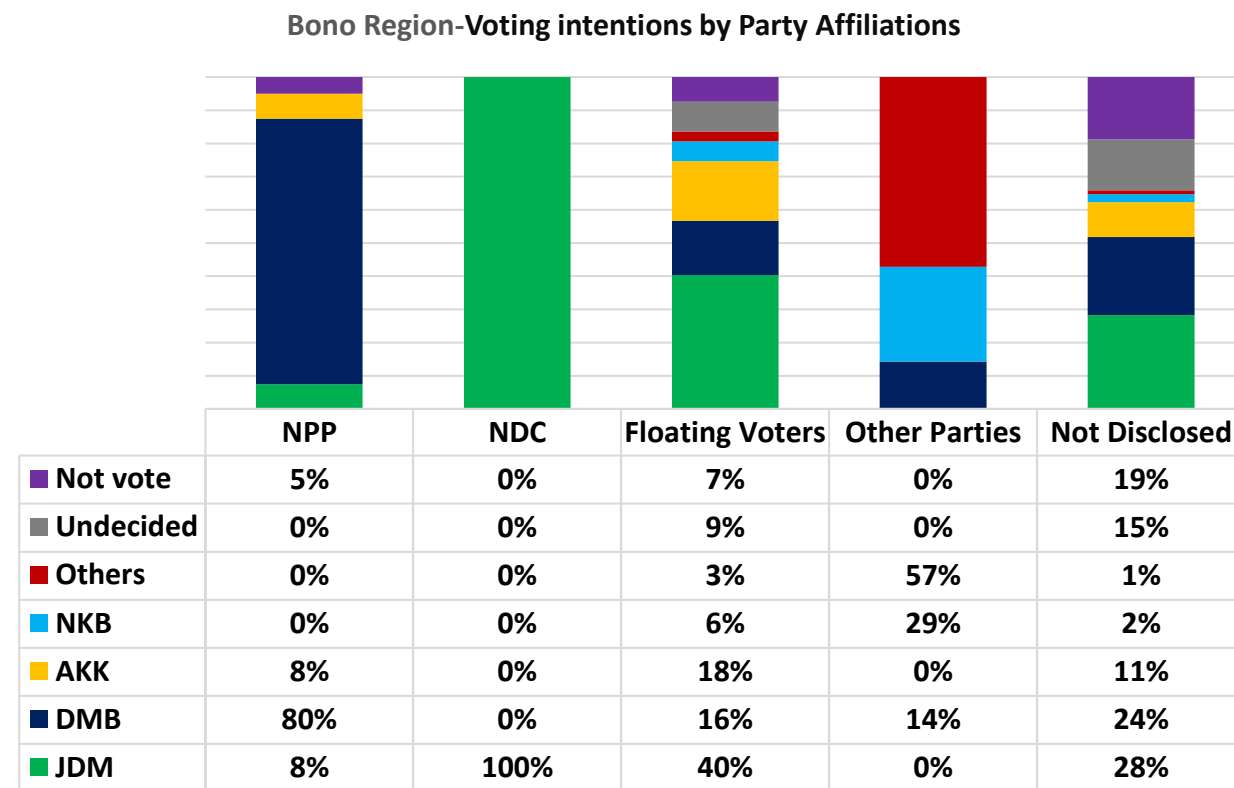
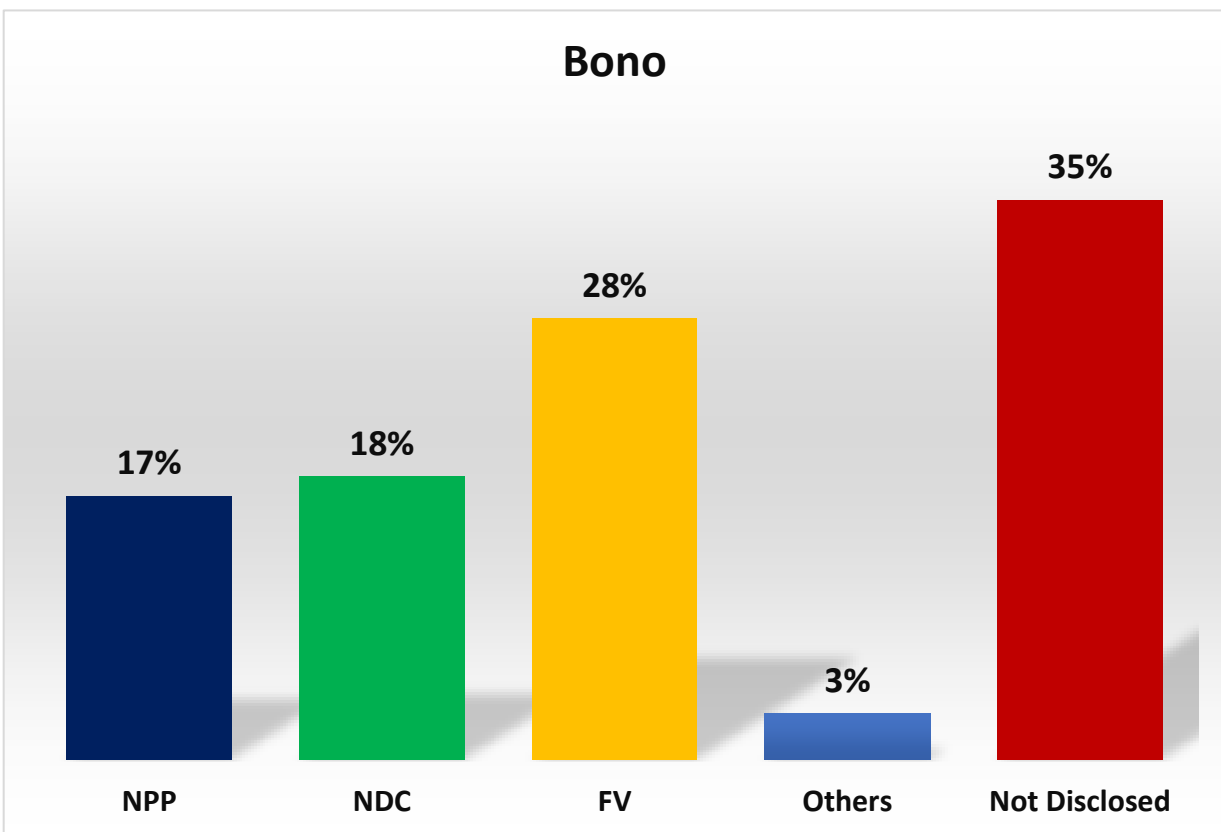
Ashanti Region-Voting intentions by Party Affiliations



Analysis:

- In the Ashanti region, 54% of voters intend to vote for DMB, 31% intend to vote JDM, 12% for AKK and 2% for NKB.
- Only 86% of NPP voters in the region intend to vote for DMB, 7% will vote for AKK and 4% will vote for JDM.
- For NDC voters, 98% intend to vote for JDM, 1% for DMB and a further 1% support NKB, nearly none of them back AKK.
- 38% of floating voters in the region intend to vote for DMB, 20% for JDM and 22% for AKK and 9% will not vote with a further 6% are undecided.
- Among those who did not disclose their party affiliation, 28% intend to vote for DMB, 21% for JDM, 14% for AKK and 17% will not vote.

Party Affiliations-Voting Intentions-Bono

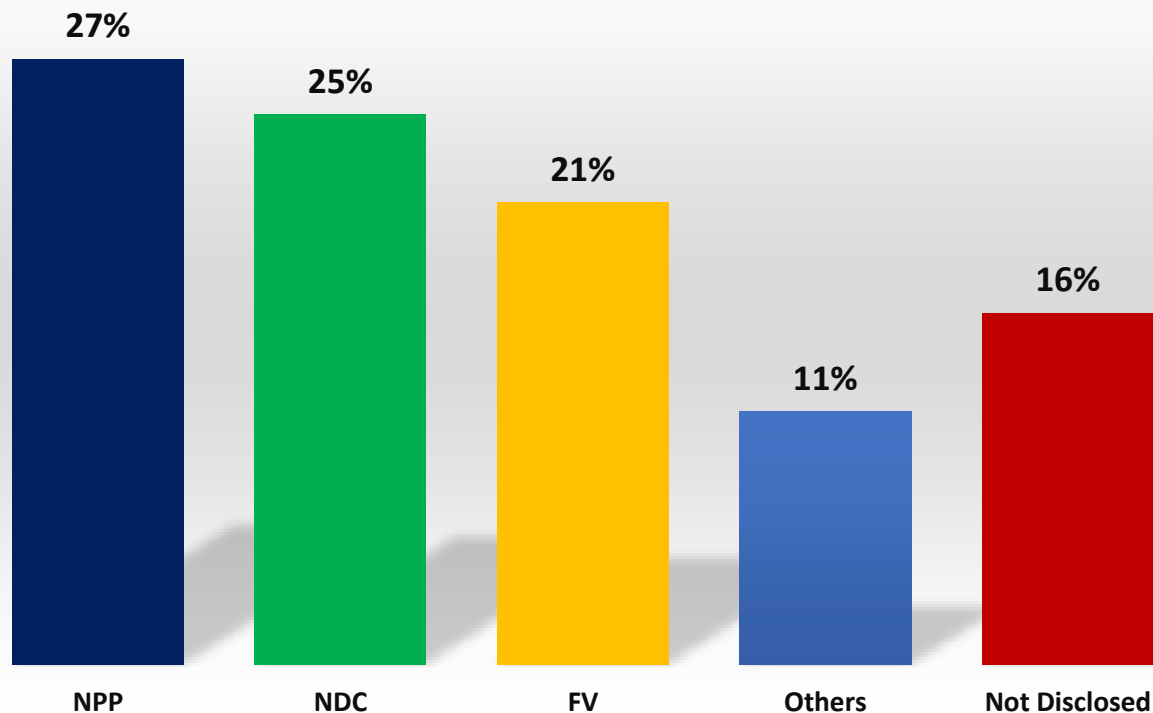


Analysis:

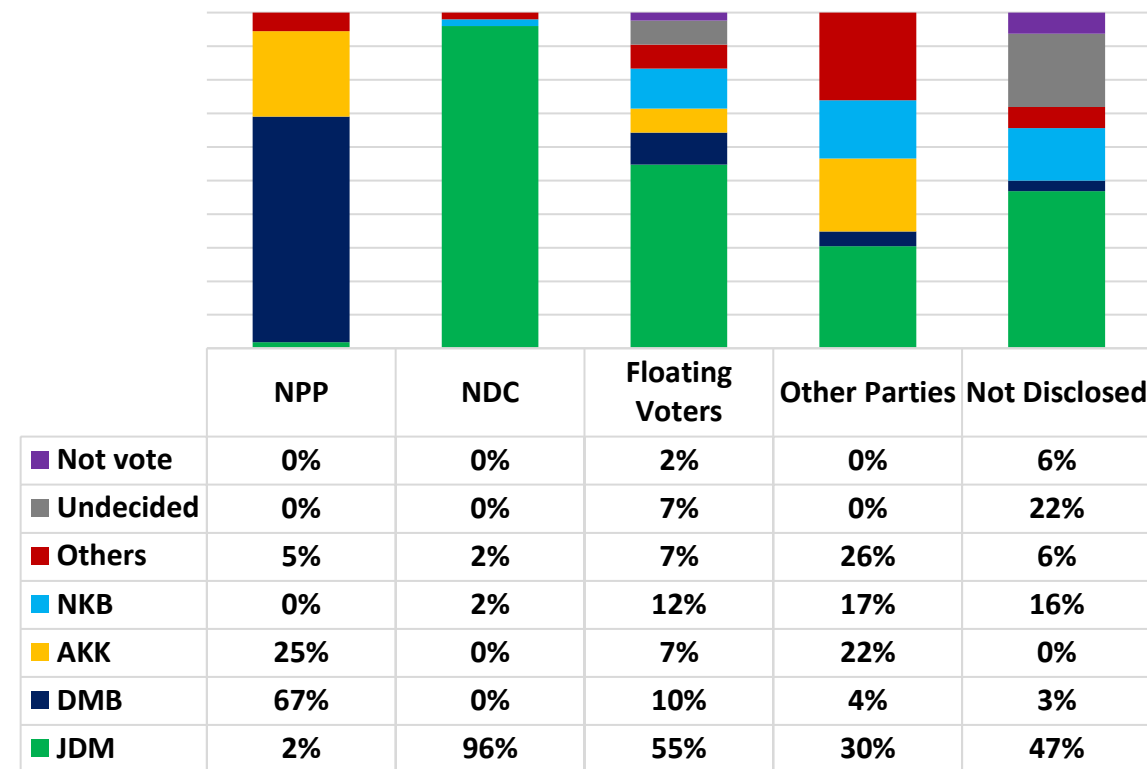
- In the Bono region, 49% intend to vote for JDM, 32% for DMB, 12 for AKK and 2% for NKB.
- 80% of NPP voters intend to vote for DMB, 8% for JDM and a further 8% for AKK.
- Nearly all NDC voters intend to vote for JDM (100%)
- 40% of floating voters also intend to vote for JDM, 16% for DMB, 18% for AKK and 6% for NKB. AKK takes a second spot in the region among floating voters ahead of DMB.
- For those who did not disclose their party affiliations, 28% intend to vote for JDM, 24% for DMB and 11% for AKK
- 5% of NPP voters will not vote, 0% for the NDC, 7% for floating voters and 19% for those who did not disclose their party affiliations

Party Affiliations-Voting Intentions-Bono East

Bono East



Bono East Region-Voting intentions by Party Affiliations

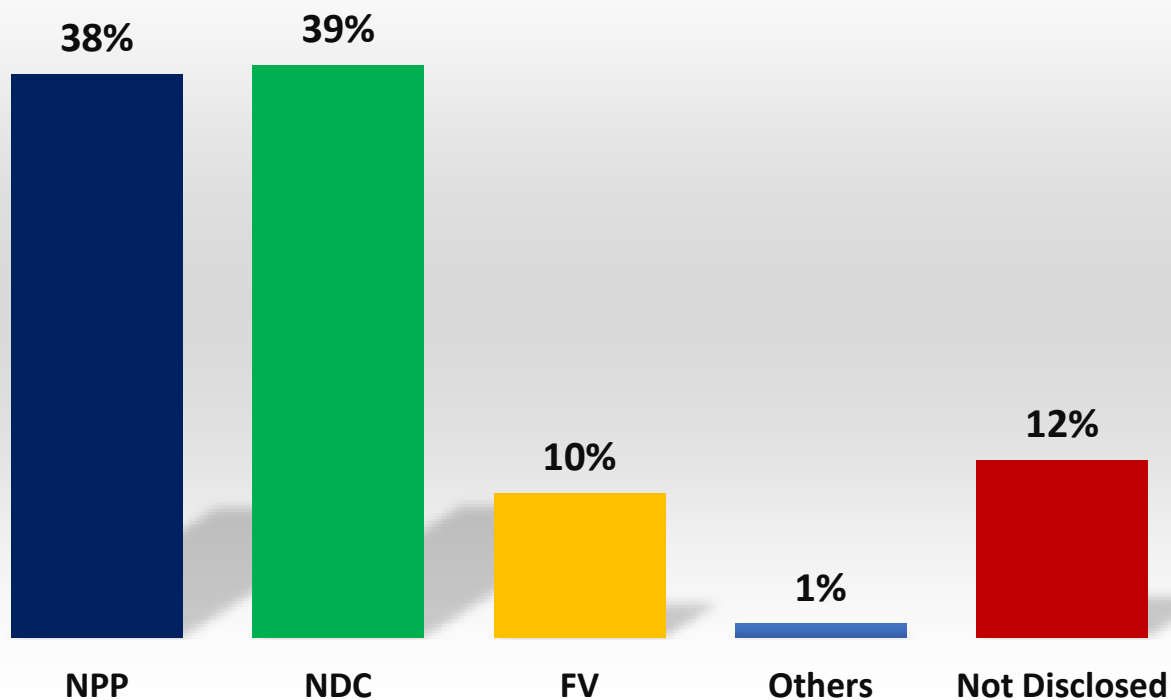


Analysis:

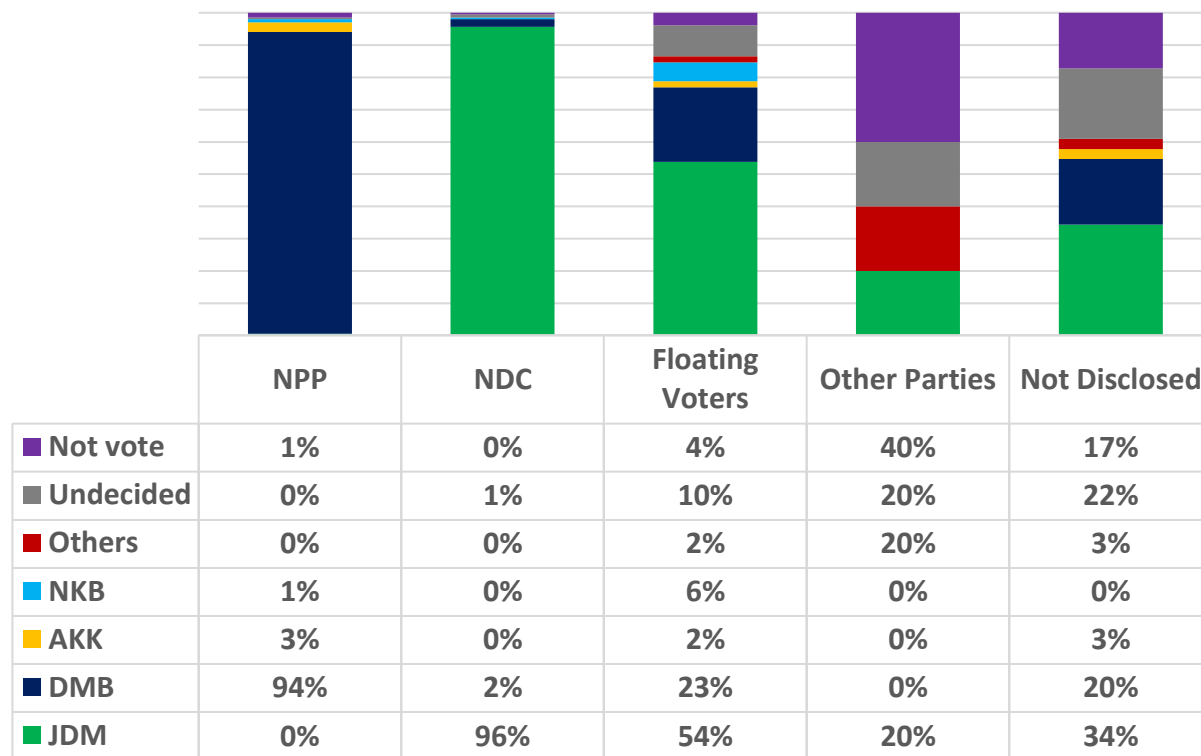
- In the Bono East region, 49% intend to vote for JDM, 23% for DMB, 12 for AKK and 9% for NKB.
- 67% of NPP voters intend to vote for DMB , 2% for JDM and 25% for AKK.
- For the NDC, 96% will vote for JDM, 2% for NKB and 2% for other candidates
- 55% of floating voters intend to vote for JDM, 10% for DMB, 7% for AKK and 12% for NKB. NKB leads DMB and AKK among floating voters
- For those who did not disclose their party affiliations, 47% intend to vote for JDM, 3% for DMB and 16% for NKB
- 2% for floating voters and 6% of those who did not disclose their party affiliations will not vote.

Party Affiliations-Voting Intentions-Central

Central



Central Region-voting intentions-party affiliations

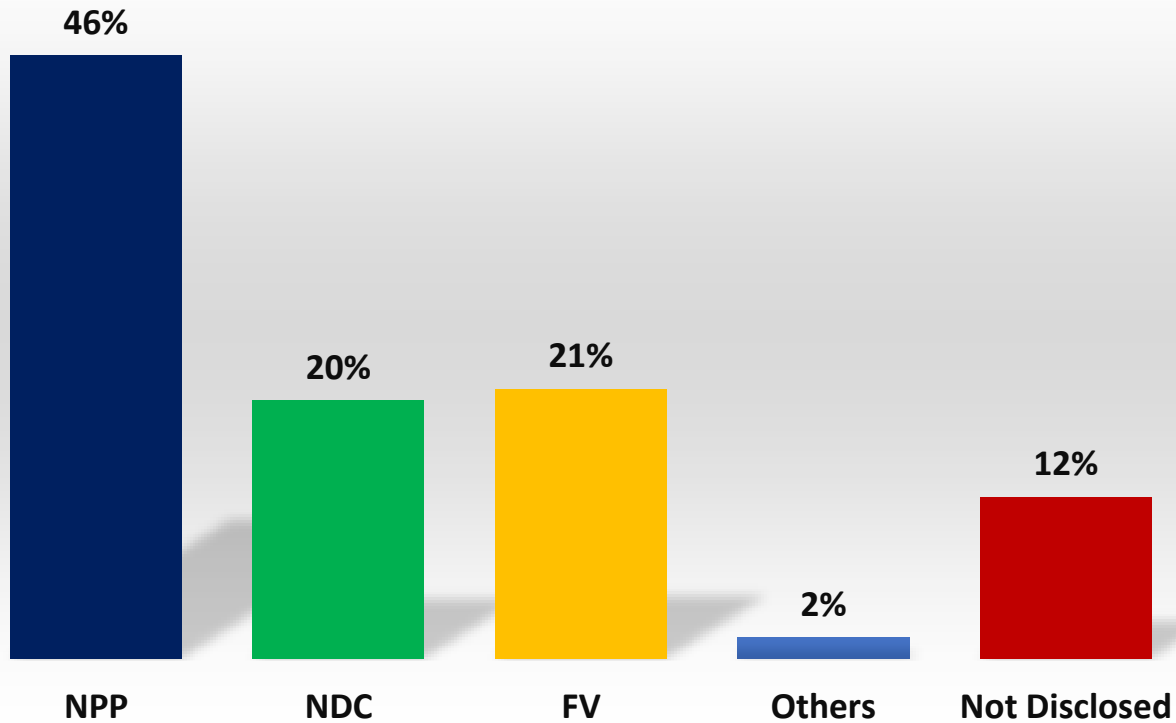


Analysis:

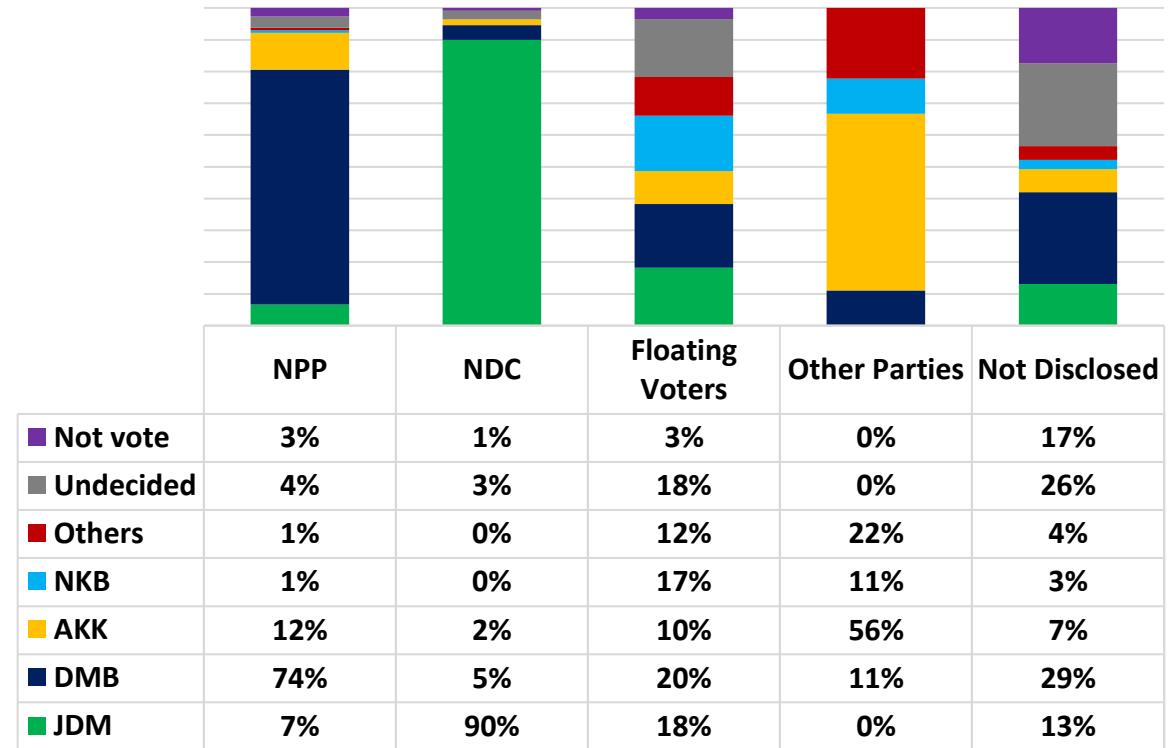
- In the Central region, 51% intend to vote for JDM, 45% for DMB, 2% for AKK and 1% for NKB.
- 94% of NPP voters intend to vote for DMB , near 0% for JDM, 3% for AKK and 1% for NKB.
- For the NDC, 96% will vote for JDM and 2% for DMB.
- 54% of floating voters intend to vote for JDM, 23% for DMB, 2% for AKK and 6% for NKB. NKB is ahead of AKK in the region among floating voters
- For those who did not disclose their party affiliations, 34% intend to vote for JDM, 20% for DMB and 3% for AKK
- 1% of NPP voters will not vote, it is 0% for the NDC, 4% for floating and 17% for those who did not disclose their party affiliations

Party Affiliations-Voting Intentions-Eastern

Eastern



Eastern Region

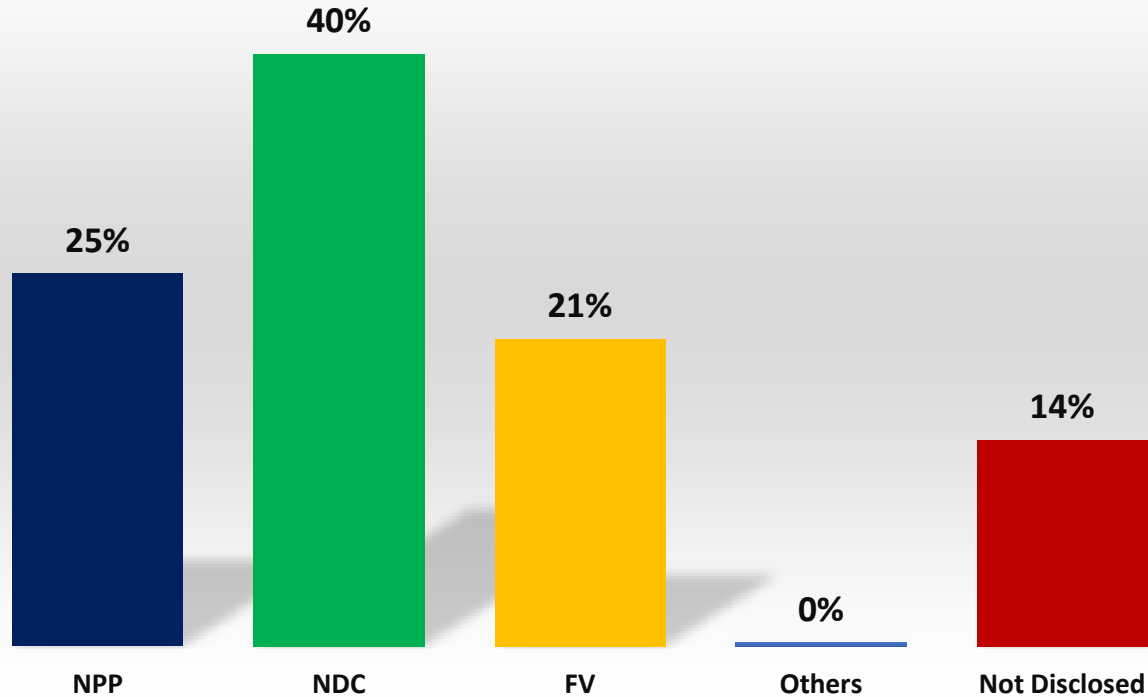


Analysis:

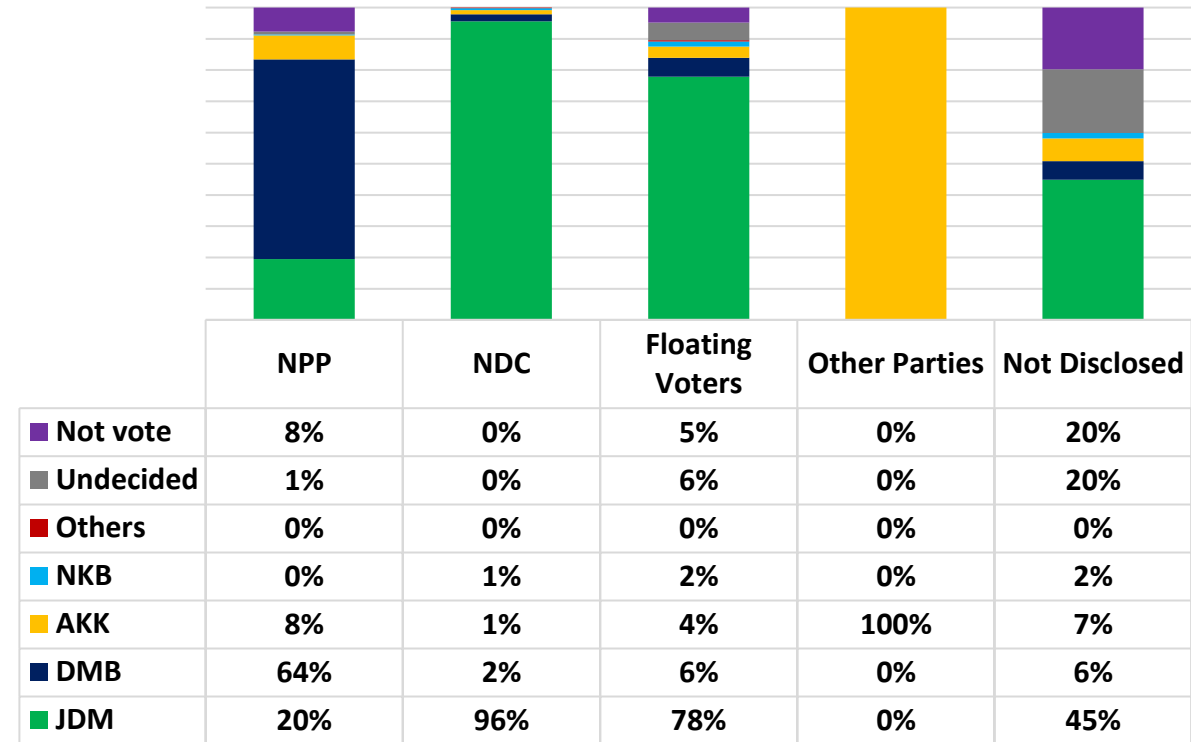
- In the Eastern , 49 % intend to vote for DMB, 31% for JDM, 11% for AKK and 5% for NKB.
- 74% of NPP voters intend to vote for DMB , 7% for JDM, 12% for AKK and 1% for NKB.
- For the NDC, 90% will vote for JDM and 5% for DMB, 2% for AKK.
- 18% of floating voters intend to vote for JDM, 20% for DMB, 10% for AKK and 17% for NKB.
- For those who did not disclose their party affiliations, 13% intend to vote for JDM, 29% for DMB and 7% for AKK and 3% for NKB
- 3% of NPP voters will not vote, it is 1% for the NDC, 3% for floating and 17% for those who did not disclose their party affiliations

Party Affiliations-Voting Intentions-GAR

Greater Accra



Greater Accra Region

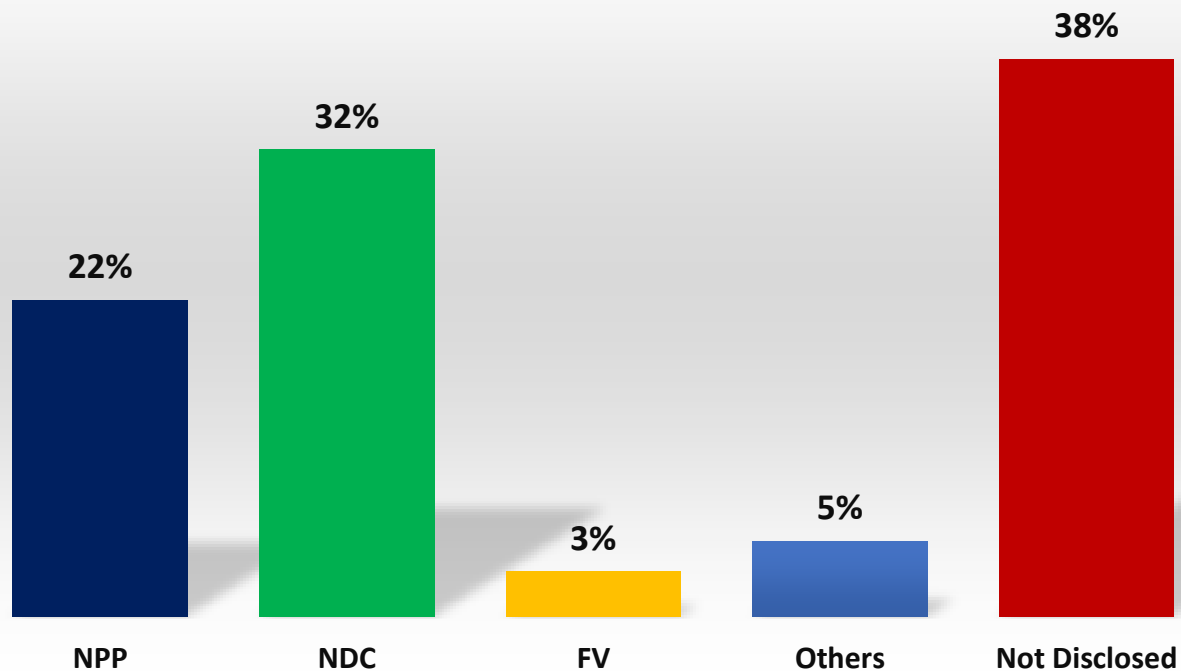


Analysis:

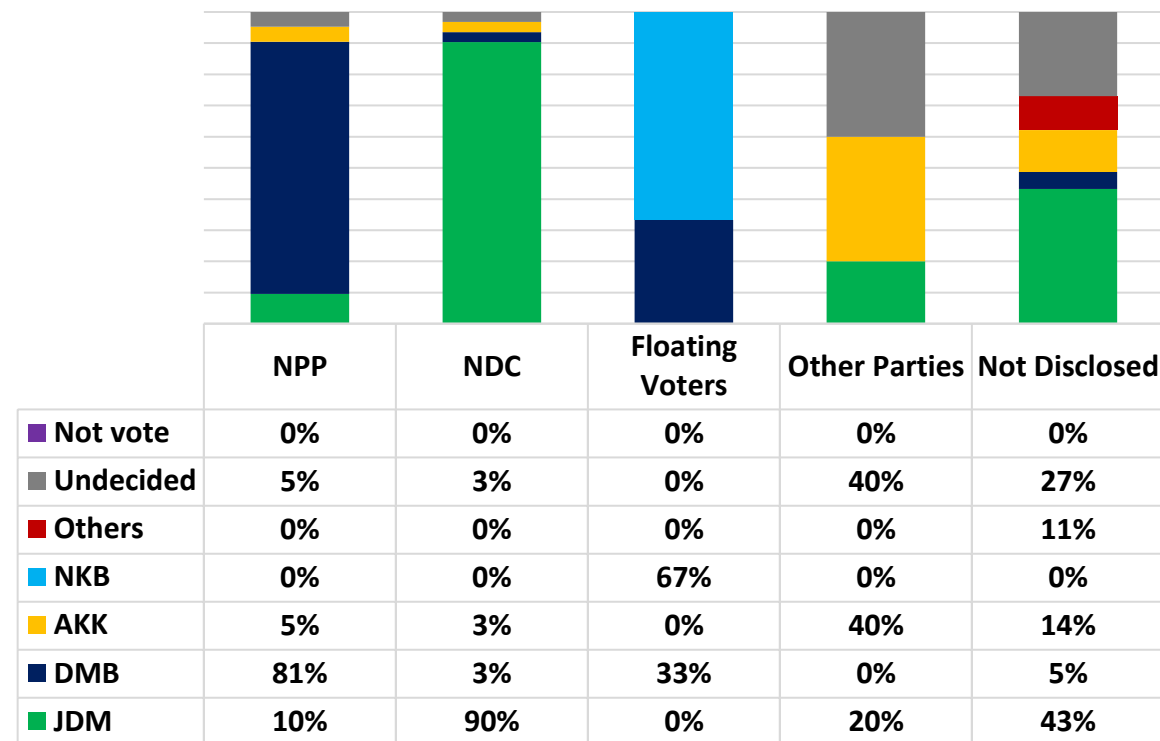
- In the Greater Accra, 73% intend to vote for JDM, 21% for DMB, 5% for AKK and 1% for NKB.
- 64% of NPP voters intend to vote for DMB , 20% for JDM and 8% for AKK.
- For the NDC, 96% will vote for JDM and 2% for DMB, 1% for AKK and 1% for NKB
- 78% of floating voters intend to vote for JDM, 6% for DMB, 4% for AKK and 2% for NKB.
- For those who did not disclose their party affiliations, 45% intend to vote for JDM, 6% for DMB and 7% for AKK and 2% for NKB
- 8% of NPP voters will not vote, it is 0% for the NDC, 5% for floating and 20% for those who did not disclose their party affiliations

Party Affiliations-Voting Intentions-North East

North East



North East Region

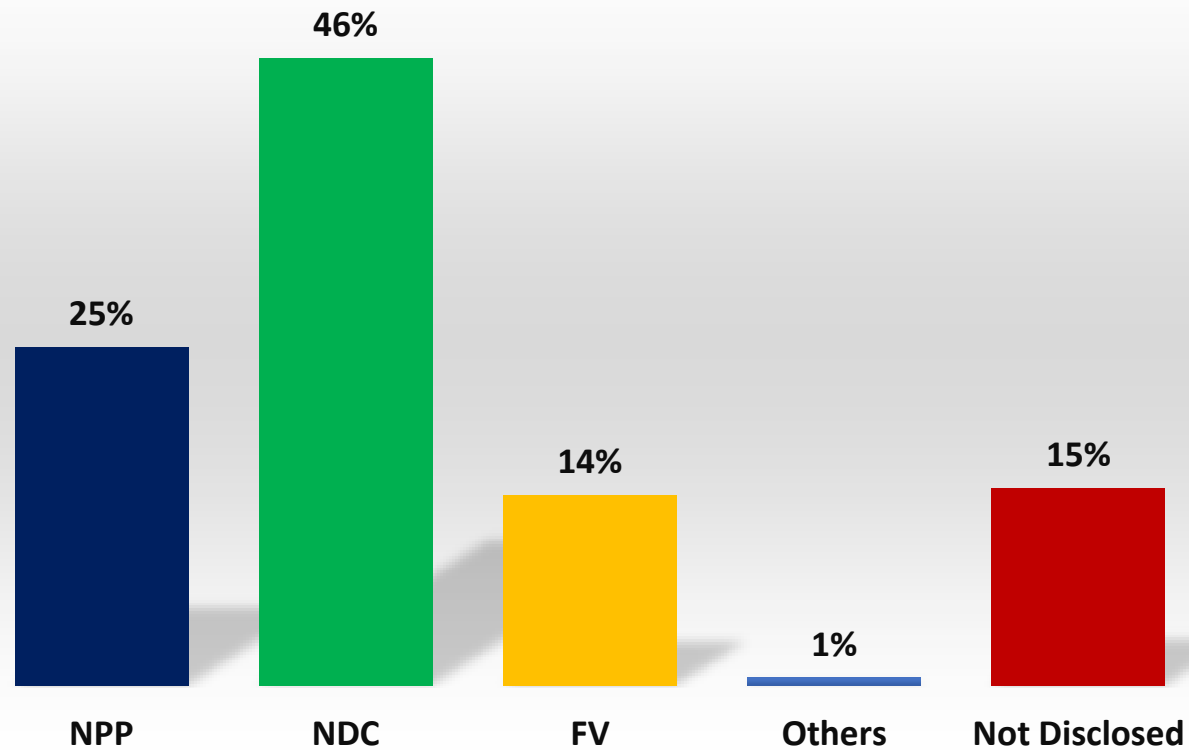


Analysis:

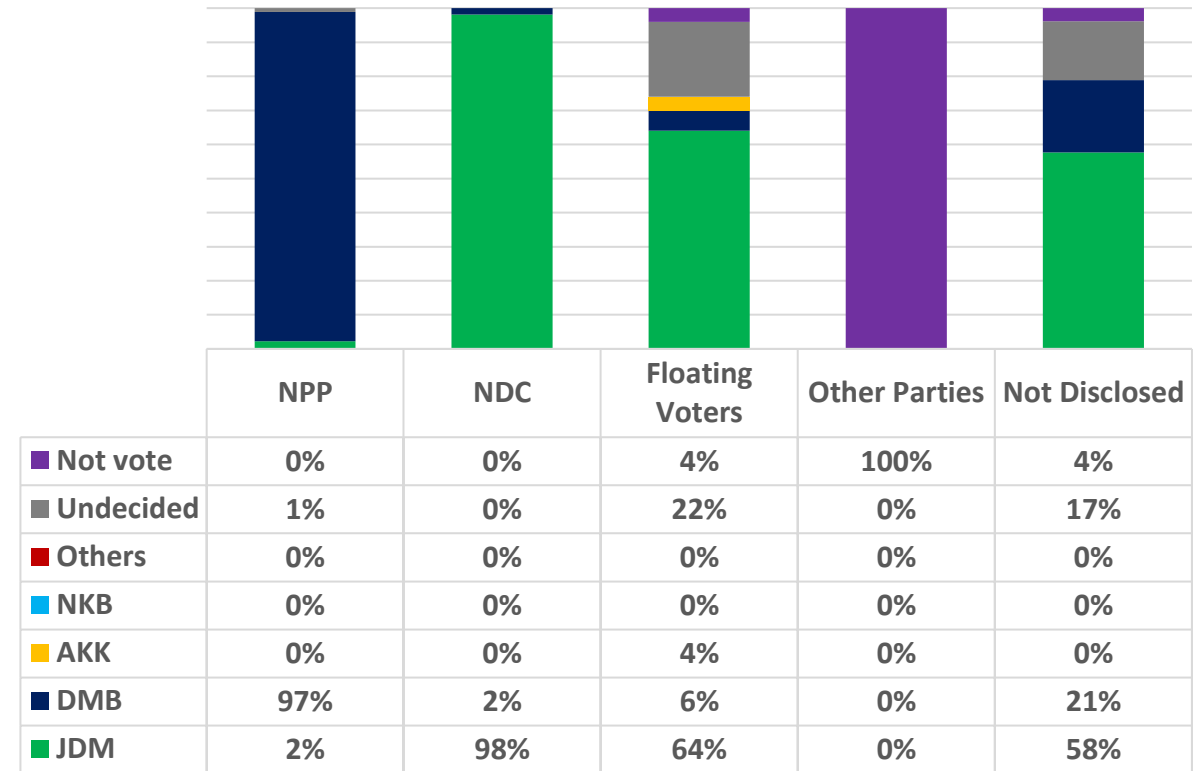
- In the North East region, 58% intend to vote for JDM, 26% for DMB, 11% for AKK and 2% for NKB.
- 81% of NPP voters intend to vote for DMB , 10% for JDM and 5% for AKK.
- 90% of NDC voters intend to vote for JDM, 3% for DMB and 3% for AKK.
- 20% of floating voters intend to vote for JDM, 0% for DMB and 40% for AKK.
- For those who did not disclose their party affiliations, 45% intend to vote for JDM, 6% for DMB and 7% for AKK and 2% for NKB
- Voter apathy appears nil across all parties

Party Affiliations-Voting Intentions-Northern

Northern



Northern Region

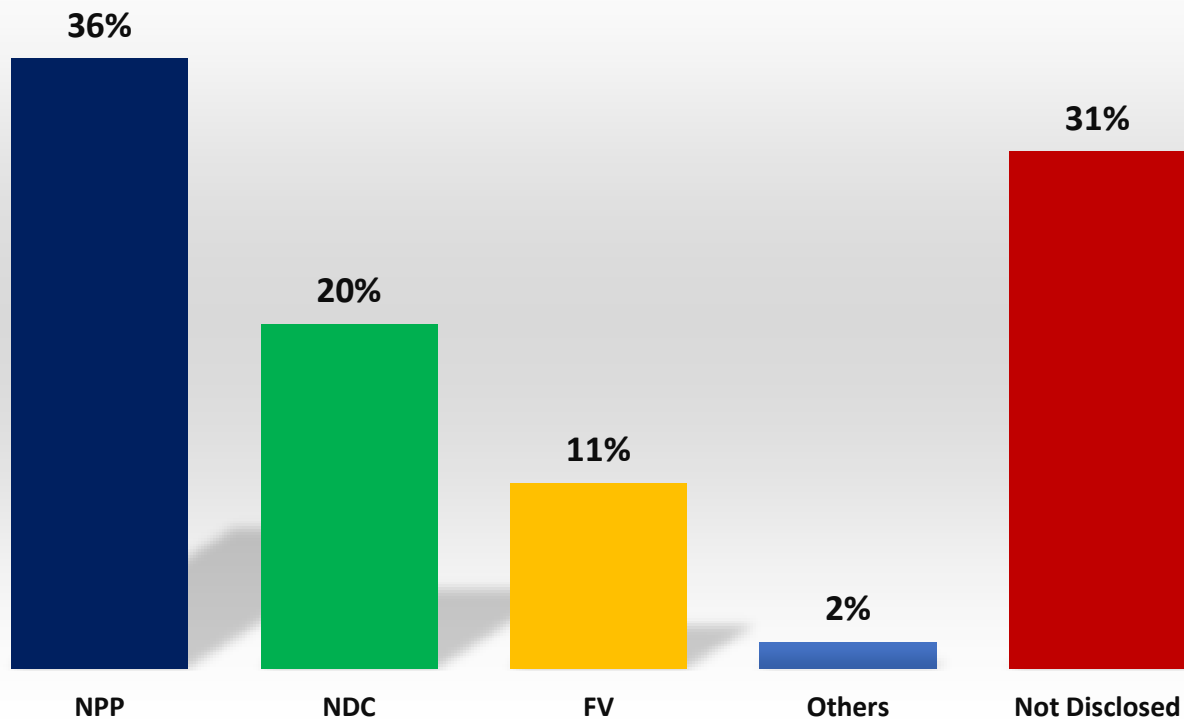


Analysis:

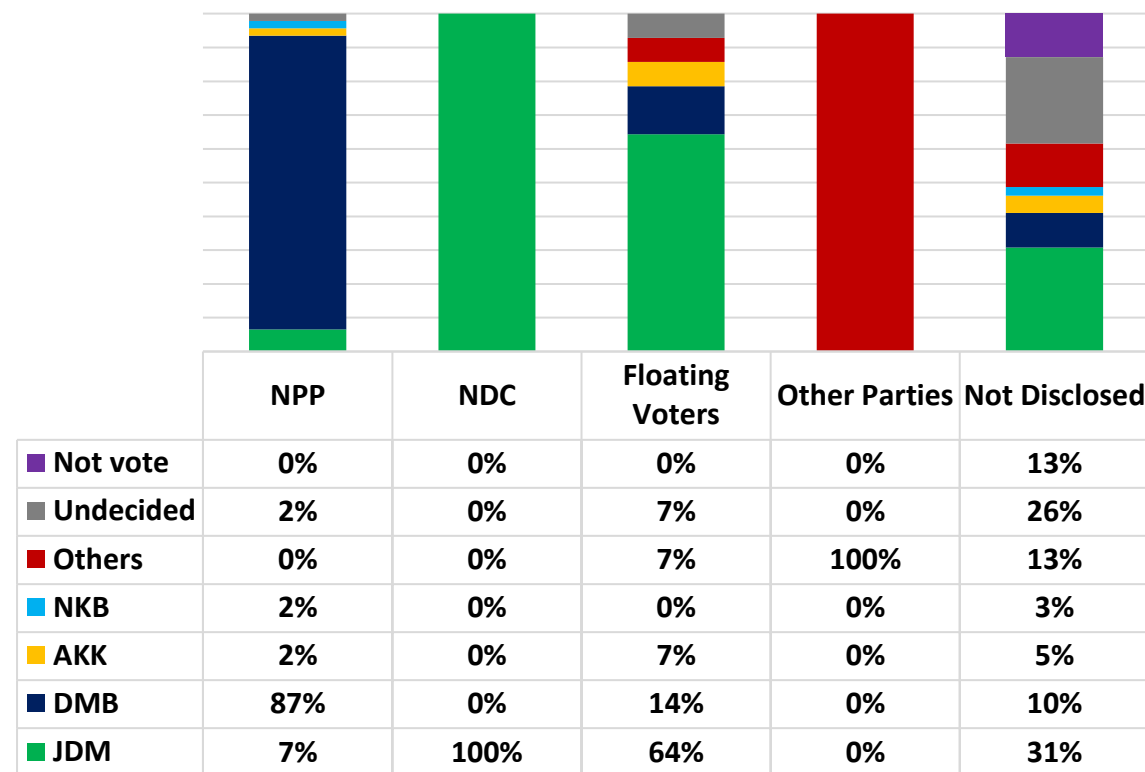
- In the Northern region, 68% intend to vote for JDM, 31% for DMB and 1% for AKK.
- 97% of NPP voters intend to vote for DMB and 2% for JDM.
- 98% of NDC voters intend to vote for JDM and 2% for DMB.
- 64% of floating voters intend to vote for JDM and 6% for DMB and 4% for AKK.
- For those who did not disclose their party affiliations, 58% intend to vote for JDM, 21% for DMB
- Only 4% of floating voters do not intend to vote and 4% of those who did not disclose their party affiliations.

Party Affiliations-Voting Intentions-Oti

Oti



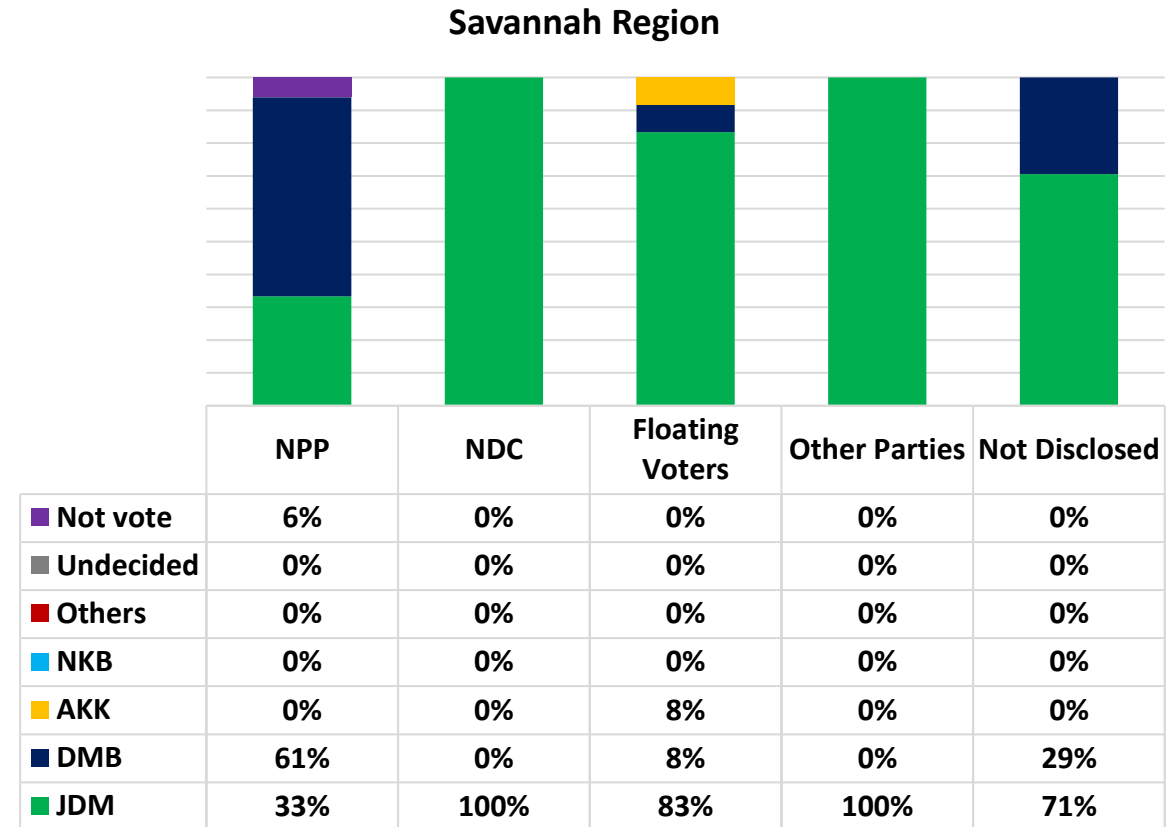
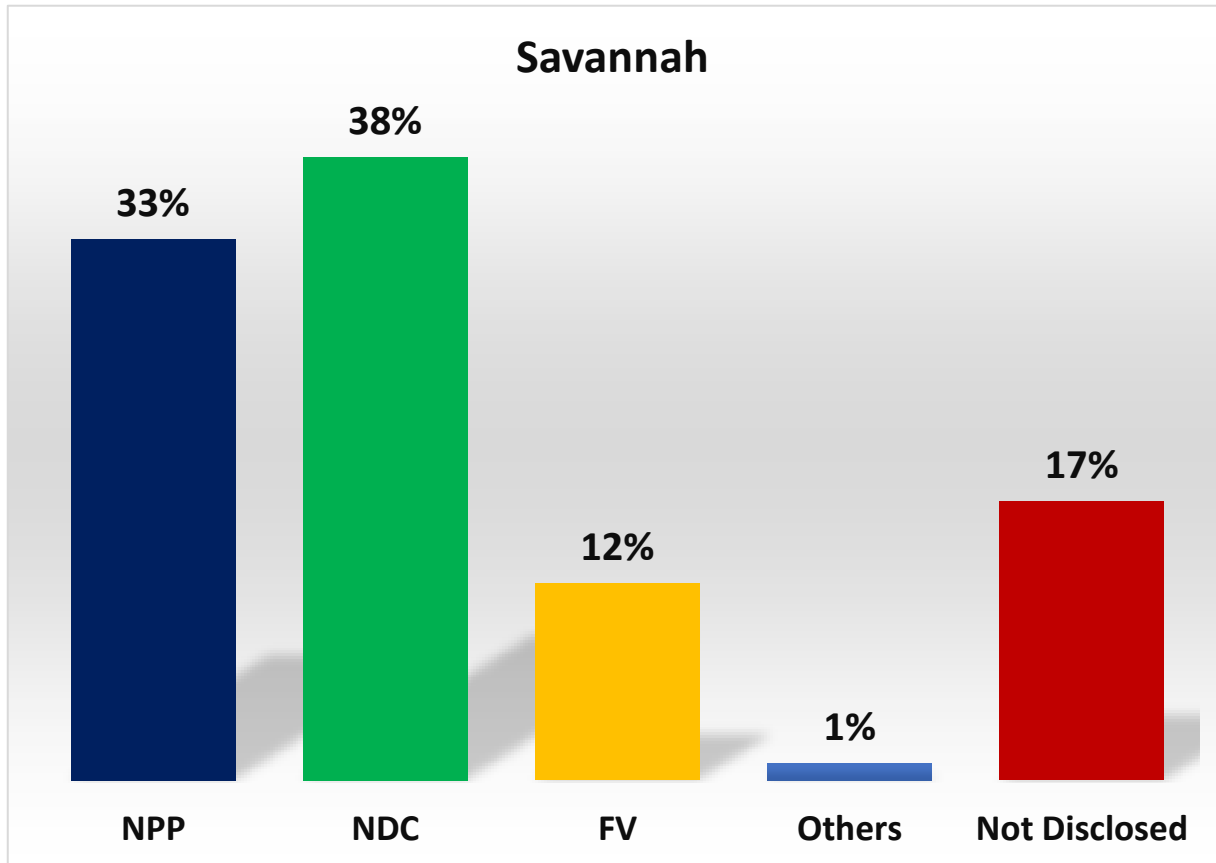
Oti Region



Analysis:

- In the Oti region, 49% intend to vote for JDM, 42% for DMB, 4% for AKK and 2% for NKB.
- 87% of NPP voters intend to vote for DMB, 7% for JDM, 2% for AKK and 2% for NKB.
- 100% of NDC voters intend to vote for JDM.
- 64% of floating voters intend to vote for JDM and 14% for DMB and 7% for AKK.
- For those who did not disclose their party affiliations, 31% intend to vote for JDM, 10% for DMB, 5% AKK and 3% NKB
- 13% of voter who did not disclose their party affiliations will not vote.

Party Affiliations-Voting Intentions-Savannah

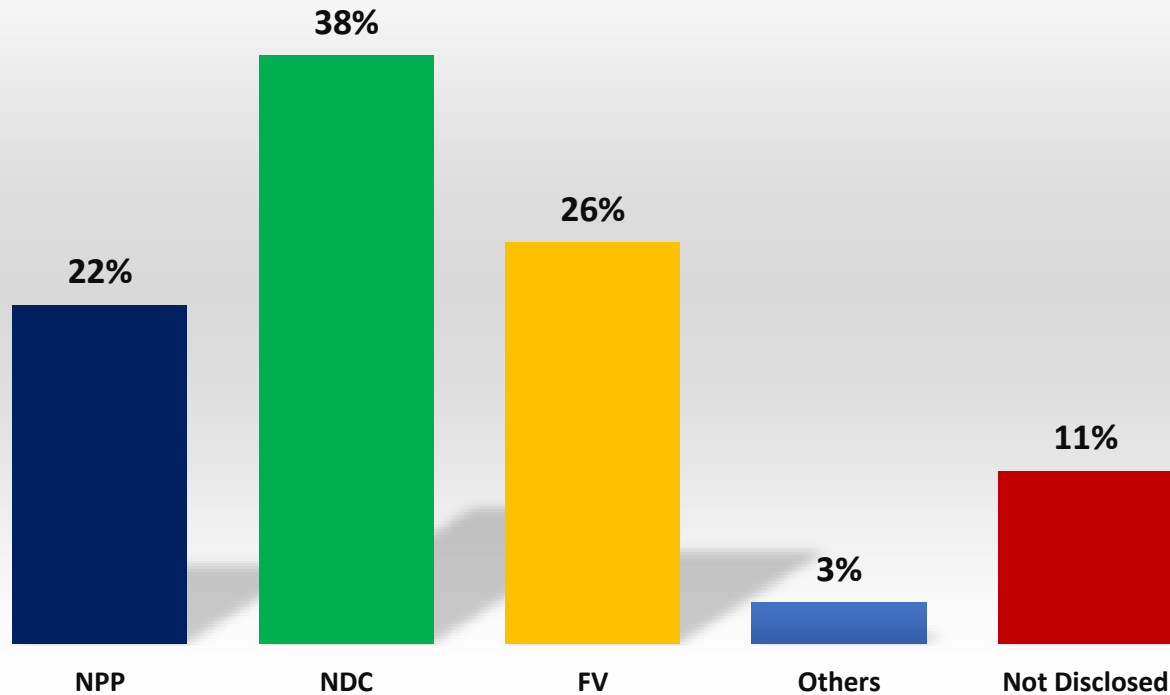


Analysis:

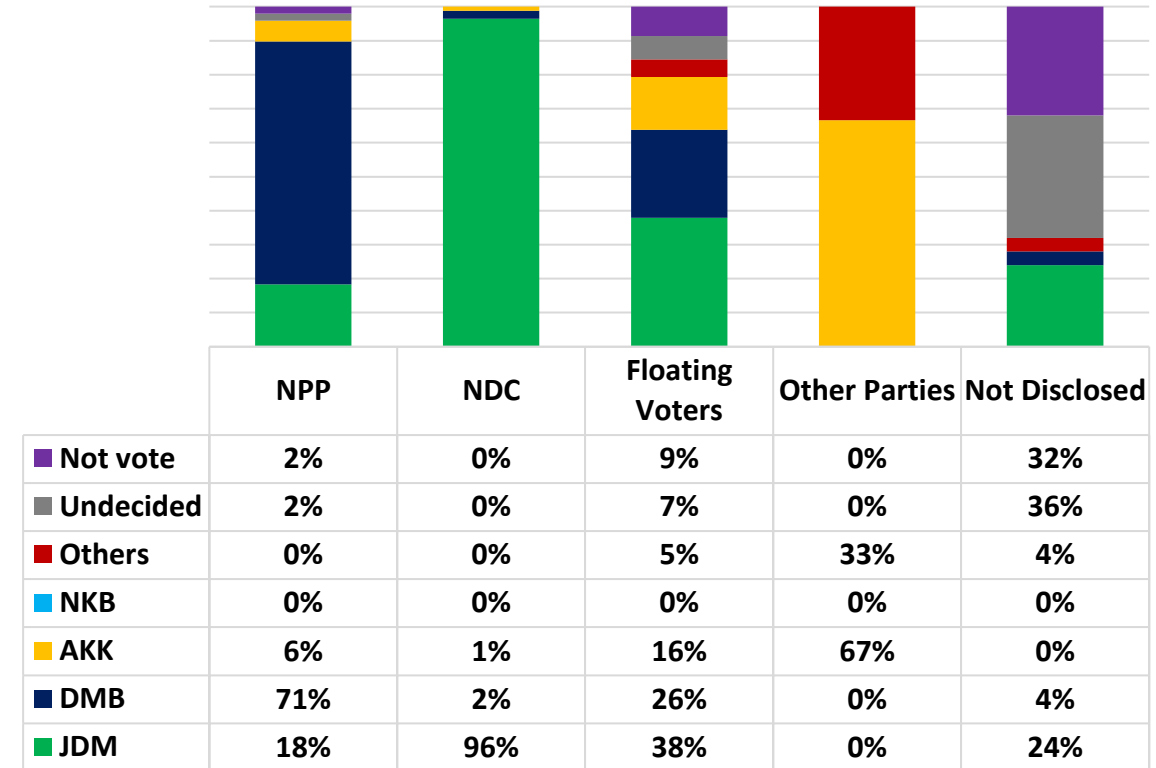
- In the Savannah region, 73% intend to vote for JDM, 26% for DMB and 1% AKK.
- 63% of NPP voters intend to vote for DMB and 33% for JDM.
- 100% of NDC voters intend to vote for JDM.
- 83% of floating voters intend to vote for JDM and 8% for DMB and 8% for AKK.
- For those who did not disclose their party affiliations, 71% intend to vote for JDM and 29% for DMB
- 6% of NPP voters will not vote.

Party Affiliations-Voting Intentions-Upper East

Upper East



Upper East Region

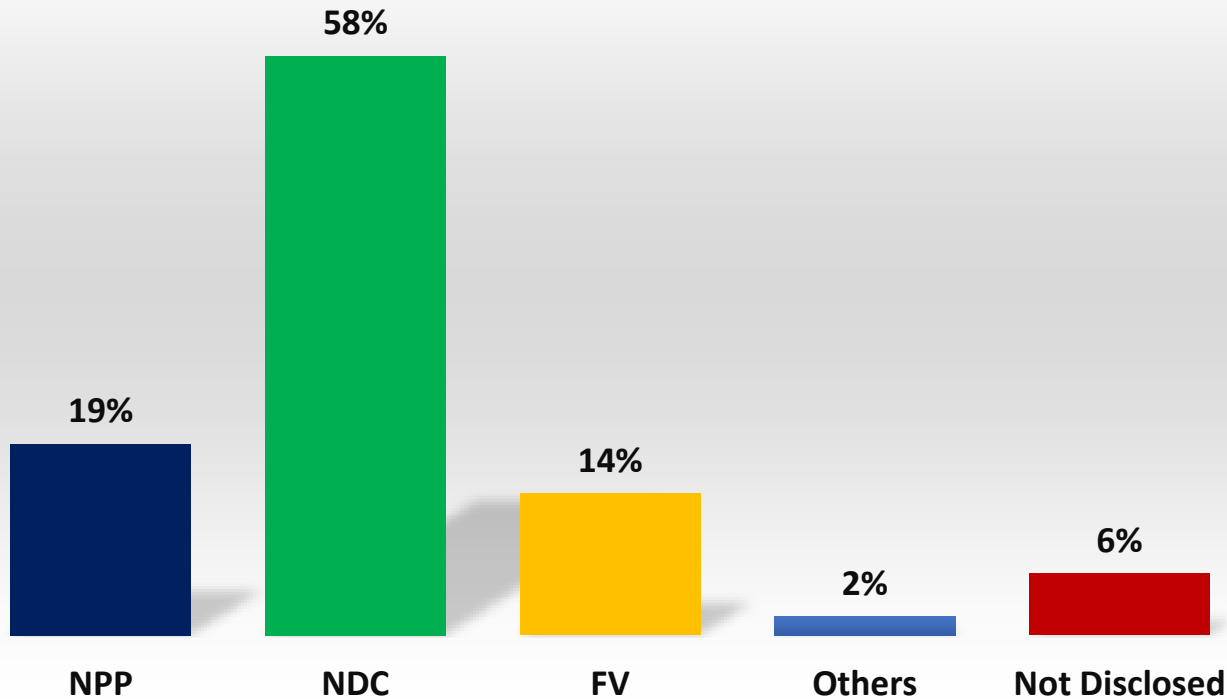


Analysis:

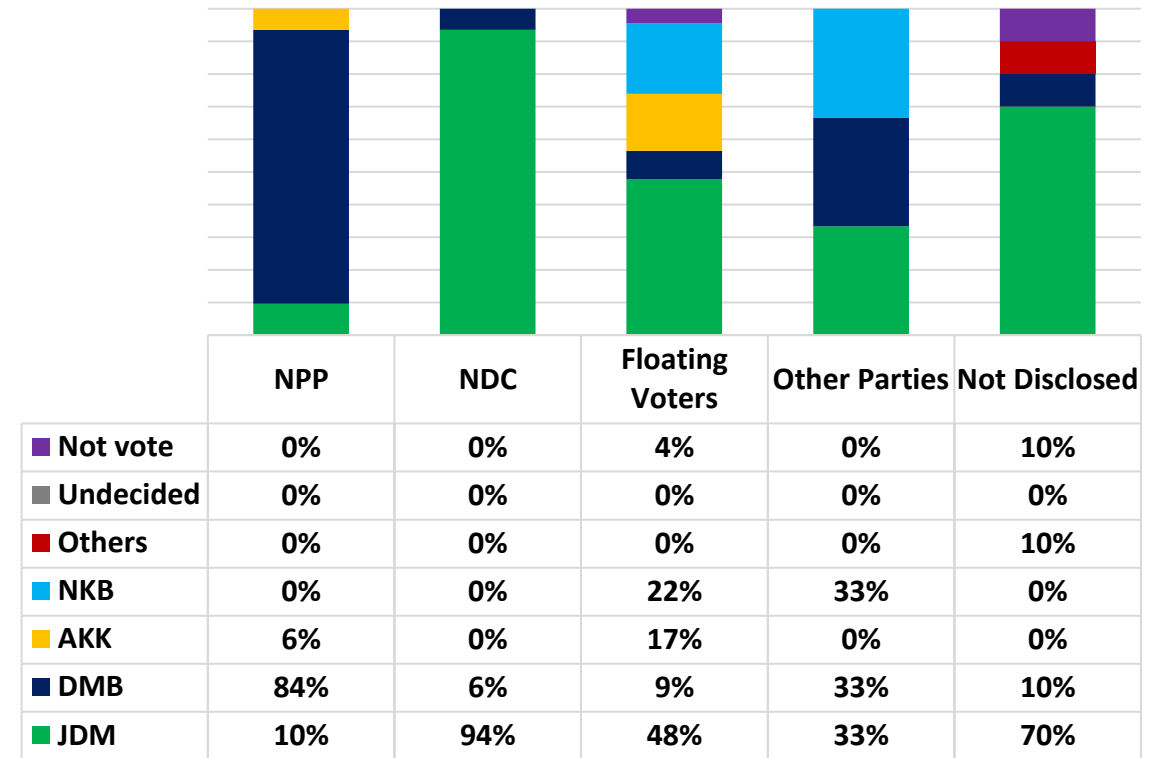
- In the Upper East region, 63% intend to vote for JDM, 28% for DMB and 9% AKK.
- 71% of NPP voters intend to vote for DMB and 18% for JDM and 6% for AKK
- 96% of NDC voters intend to vote for JDM, 2% for DMB and 1% for AKK.
- 38% of floating voters intend to vote for JDM and 26% for DMB and 16% for AKK.
- For those who did not disclose their party affiliations, 24% intend to vote for JDM and 4% for DMB
- 2% of NPP voters will not vote and 32% of voters who did not disclose their party affiliations will also not vote.

Party Affiliations-Voting Intentions-Upper West

Upper West



Upper West Region

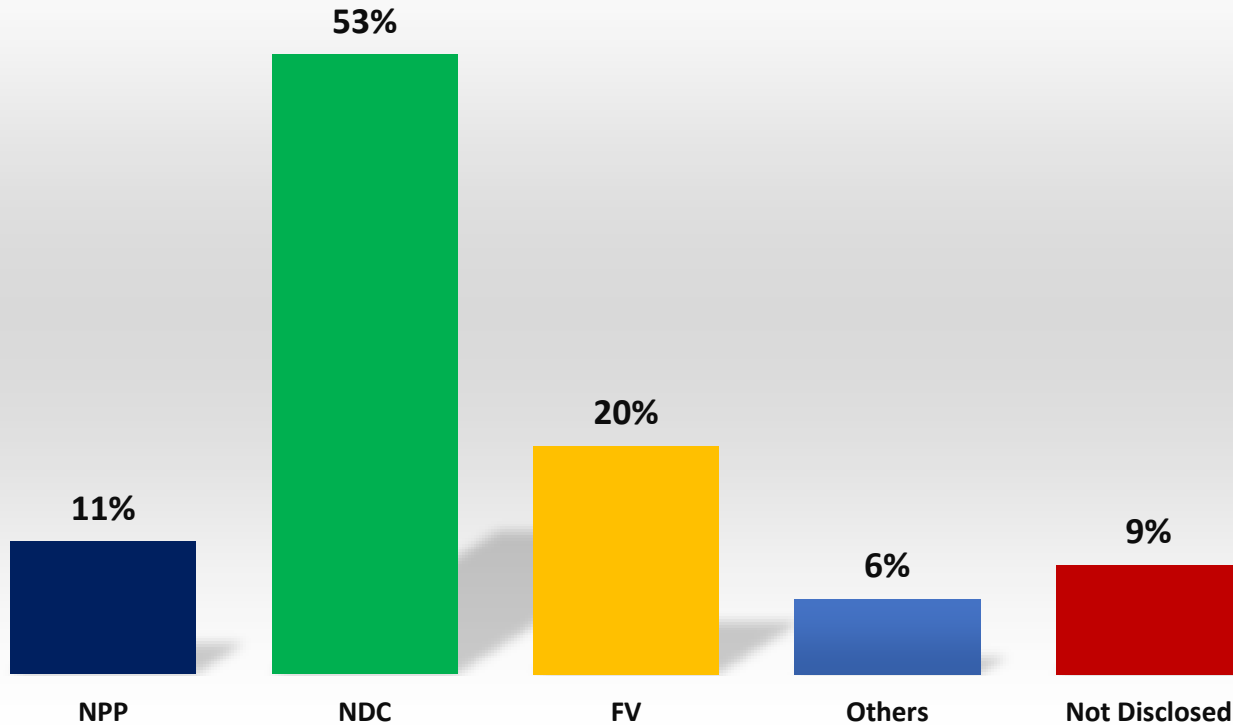


Analysis:

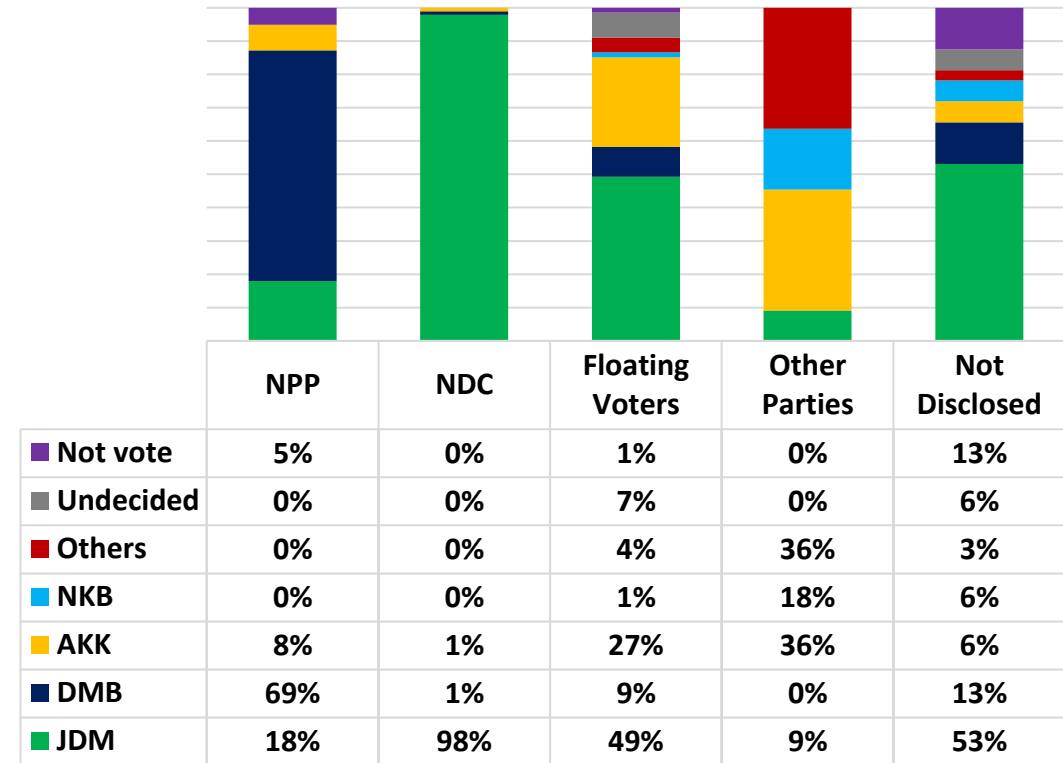
- In the Upper West region, 70% intend to vote for JDM, 23% for DMB, 4% AKK and 4% NKB.
- 84% of NPP voters intend to vote for DMB and 10% for JDM and 6% for AKK
- 94% of NDC voters intend to vote for JDM and 6% for DMB.
- 48% of floating voters intend to vote for JDM. 9% for DMB, 17% for AKK and 22% for NKB.
- For those who did not disclose their party affiliations, 70% intend to vote for JDM and 10% for DMB
- 10% of voters who did not disclose their party affiliations will also not vote.

Party Affiliations-Voting Intentions-Volta

Volta



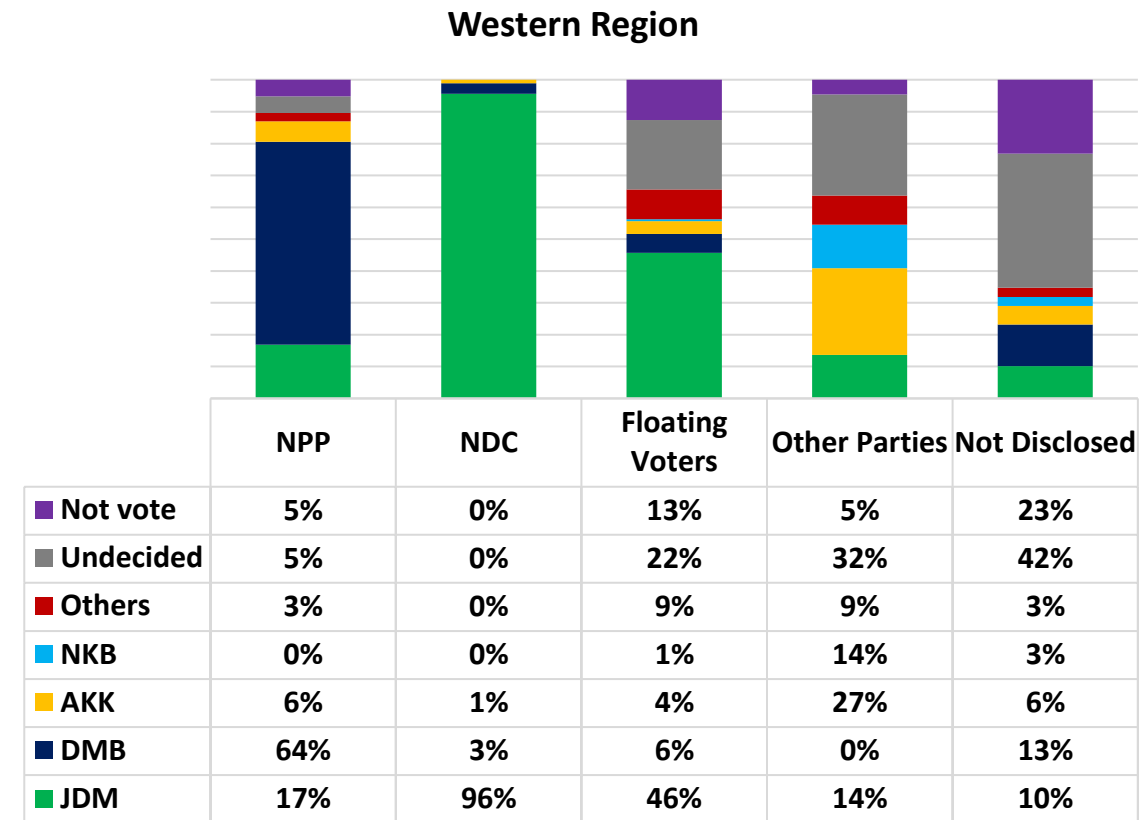
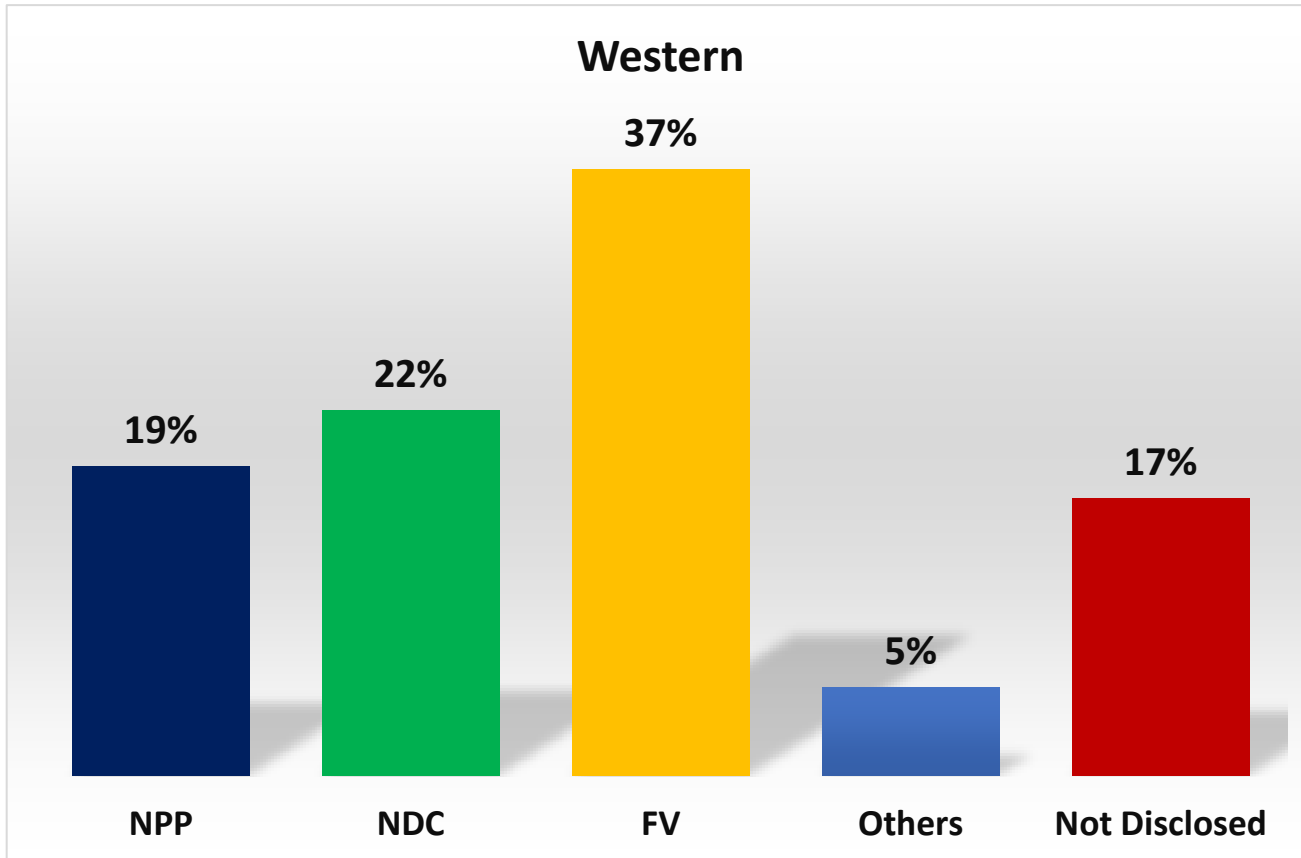
Volta Region



Analysis:

- In the Volta, 70% intend to vote for JDM, 12% for DMB, 10% AKK and 2% NKB.
- 69% of NPP voters intend to vote for DMB and 18% for JDM and 8% for AKK
- 98% of NDC voters intend to vote for JDM, 1% for DMB and 1% for AKK
- 49% of floating voters intend to vote for JDM, 9% for DMB, 27% for AKK and 1% for NKB.
- For those who did not disclose their party affiliations, 53% intend to vote for JDM, 13% for DMB, 6% AKK and 6% NKB
- 5% of voters of NPP voters will not vote, 0% for NDC, and 13% for those who did not disclose their party affiliations

Party Affiliations-Voting Intentions-Western

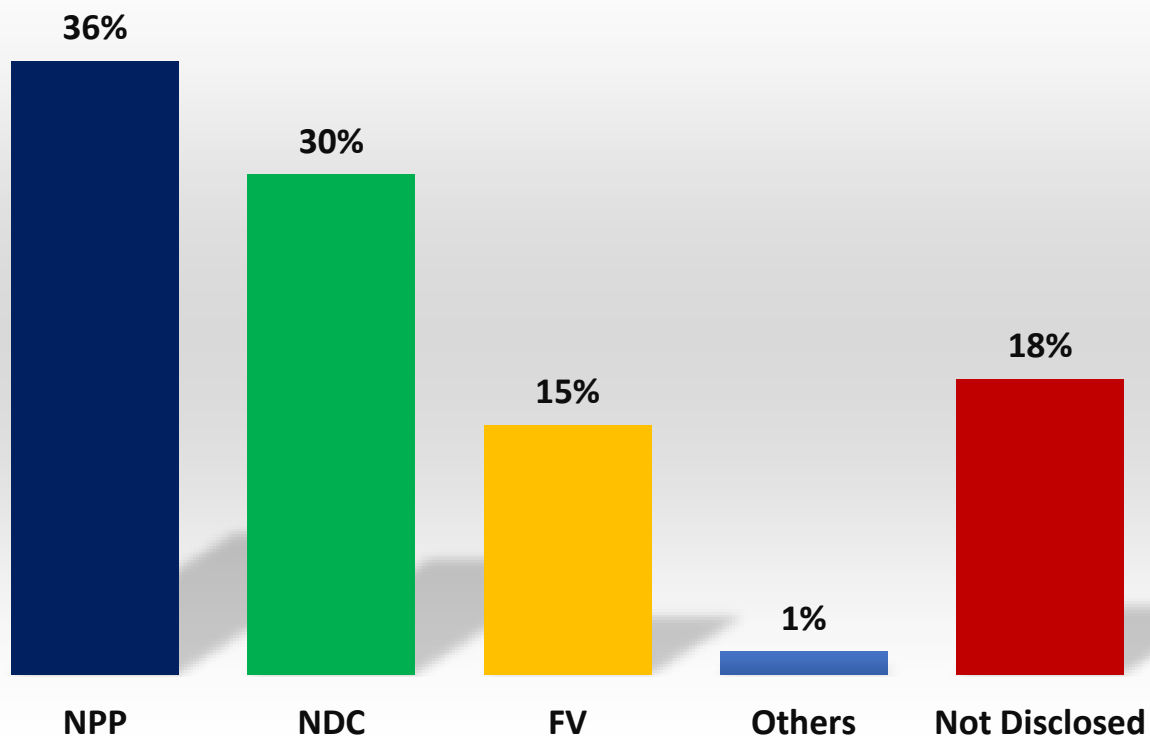


Analysis:

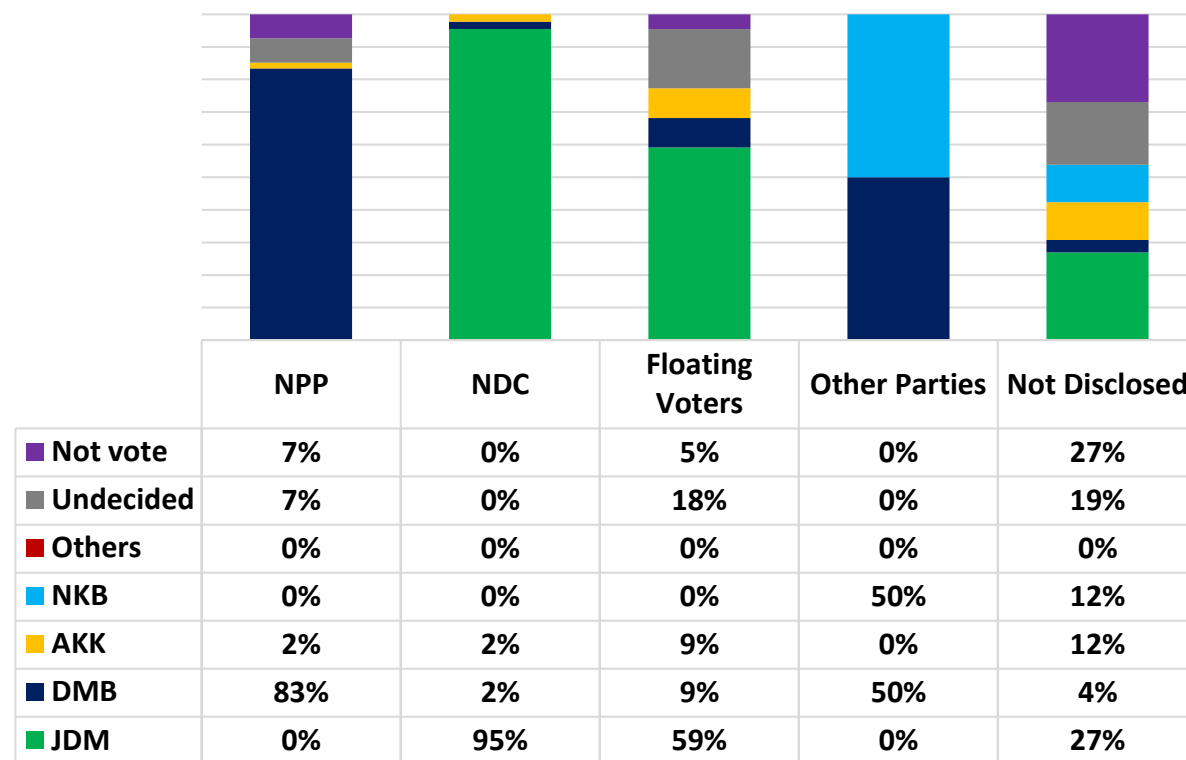
- In the Western region, 63% intend to vote for JDM, 25% for DMB, 9% AKK and 2% NKB.
- 64% of NPP voters intend to vote for DMB and 17% for JDM and 6% for AKK
- 96% of NDC voters intend to vote for JDM, 3% for DMB and 1% for AKK
- 46% of floating voters intend to vote for JDM, 6% for DMB and 4% for AKK.
- For those who did not disclose their party affiliations, 10% intend to vote for JDM, 13% for DMB, 6% AKK and 3% NKB
- 5% of voters of NPP voters will not vote, 0% for NDC, 13% for floating voters and 23% for those who did not disclose their party affiliations

Party Affiliations-Voting Intentions-Western North

Western North



Western North Region



Analysis:

- In the Western North region, 50% intend to vote for JDM, 41% for DMB, 3% AKK and 3% NKB.
- 83% of NPP voters intend to vote for DMB and 0% for JDM and 2% for AKK
- 95% of NDC voters intend to vote for JDM, 2% for DMB and 2% for AKK
- 59% of floating voters intend to vote for JDM, 9% for DMB and 9% for AKK.
- For those who did not disclose their party affiliations, 27% intend to vote for JDM, 4% for DMB and 12% AKK.
- 7% of voters of NPP voters will not vote, 0% for NDC, 5% for floating voters and 27% for those who did not disclose their party affiliations

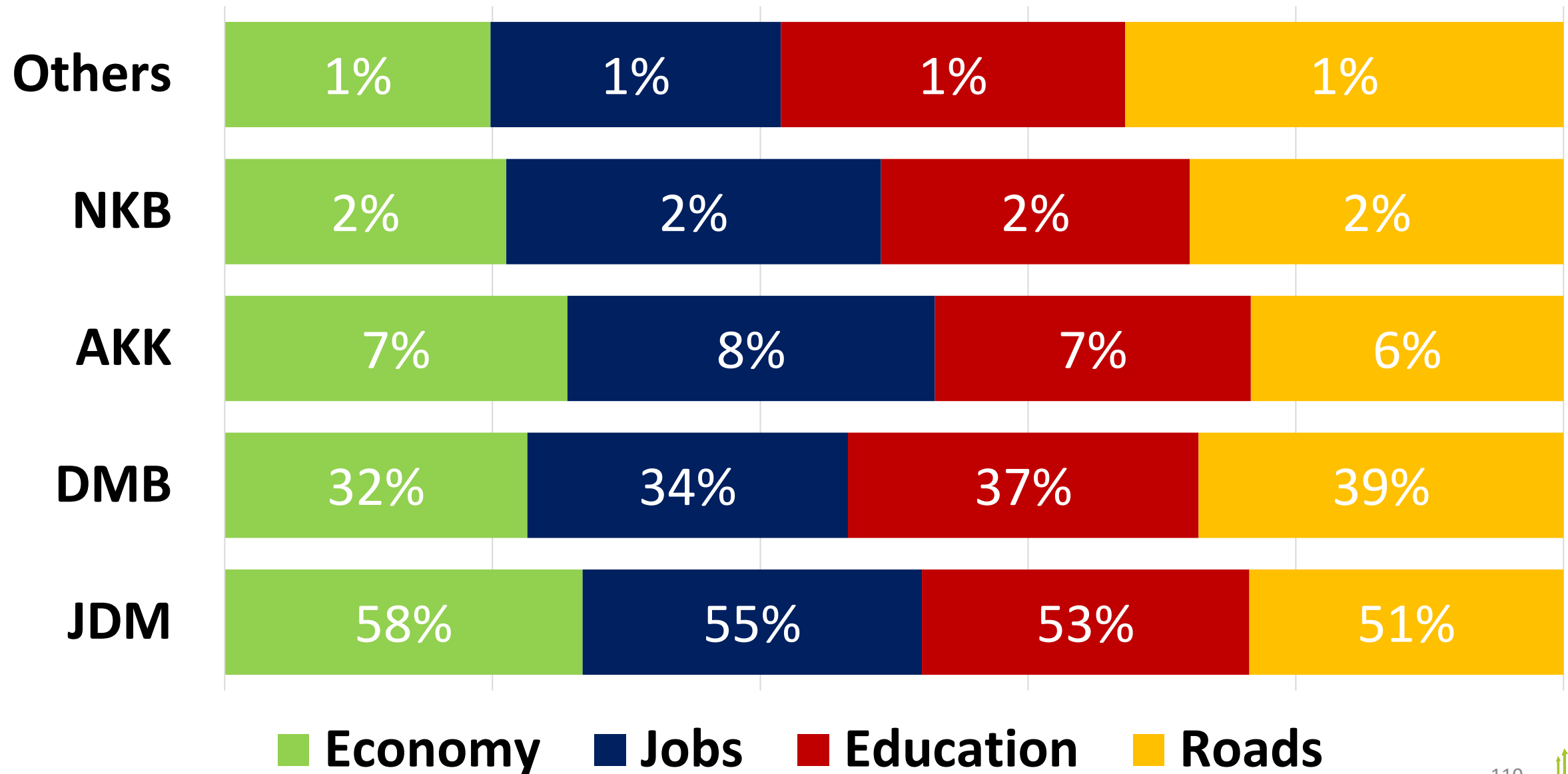
Key Issues & Voting Intentions



Global Info Analytics

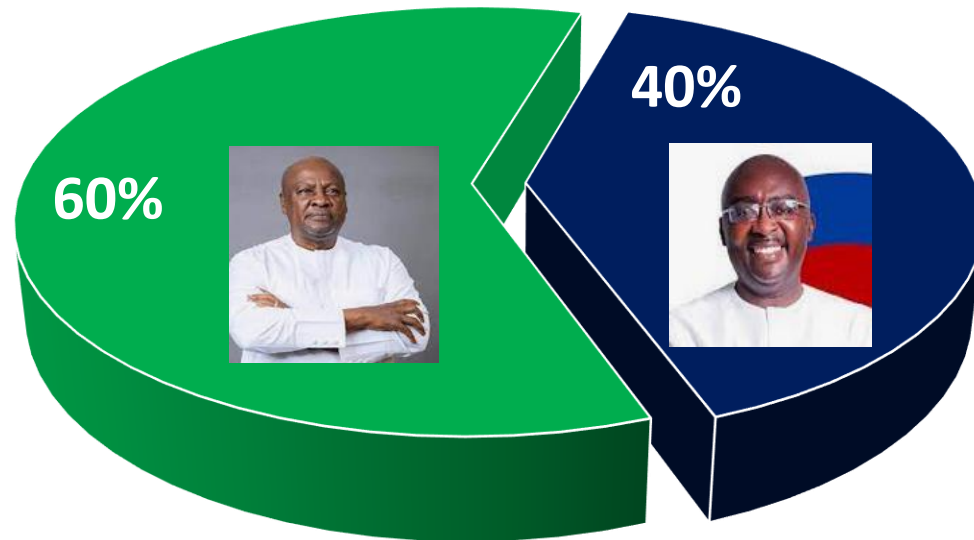
Analytics . Polls . Modelling

Key Issues & Voting Intentions



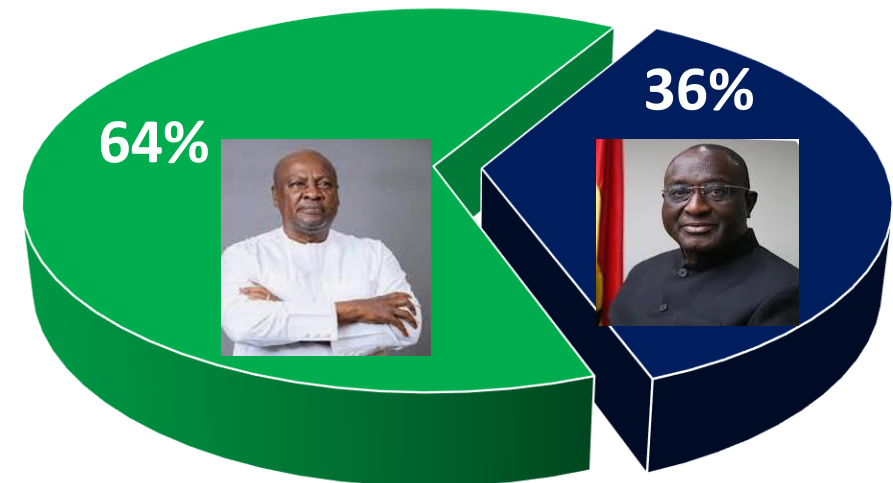
Runoff Scenarios

JDM v DMB



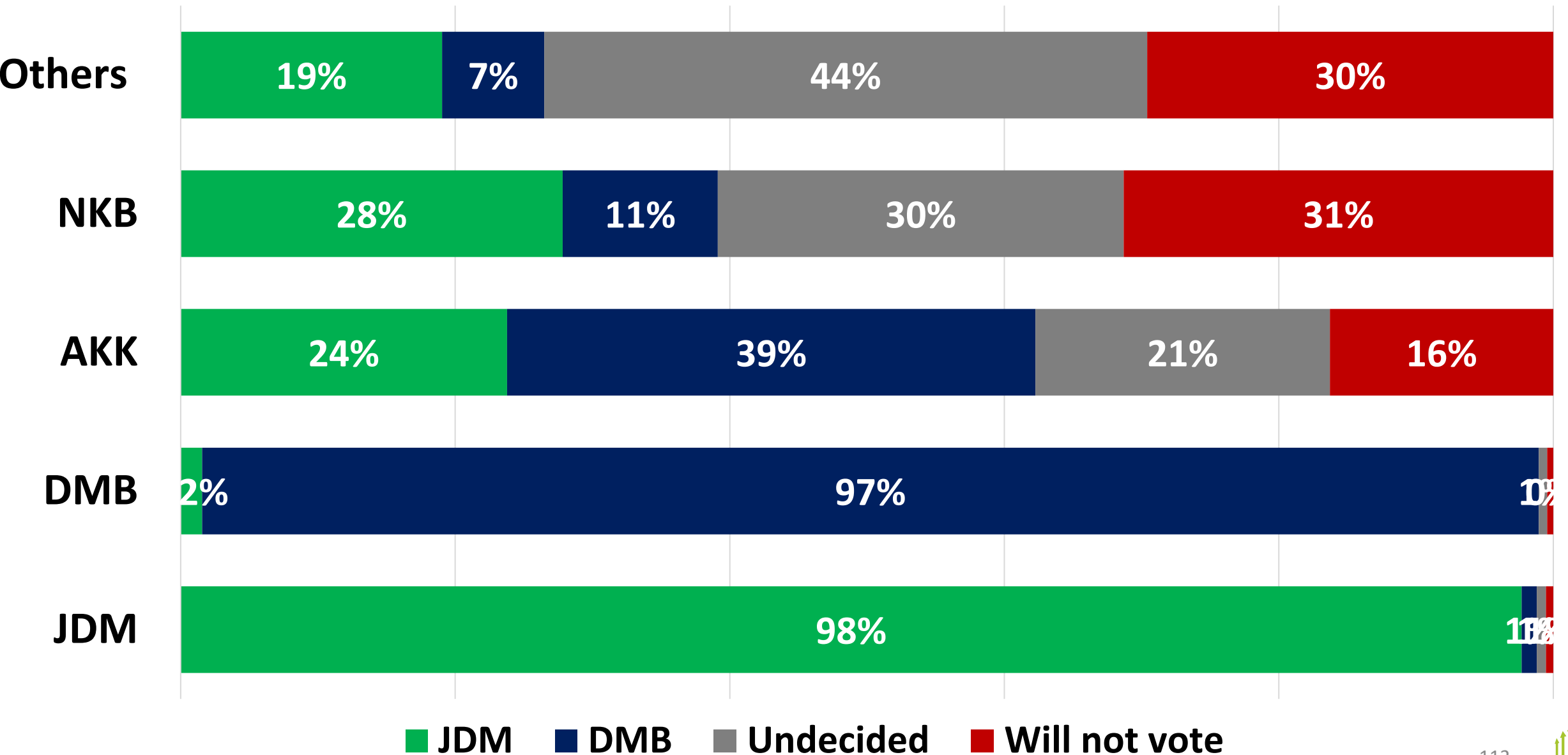
■ JDM ■ DMB

JDM v AKK

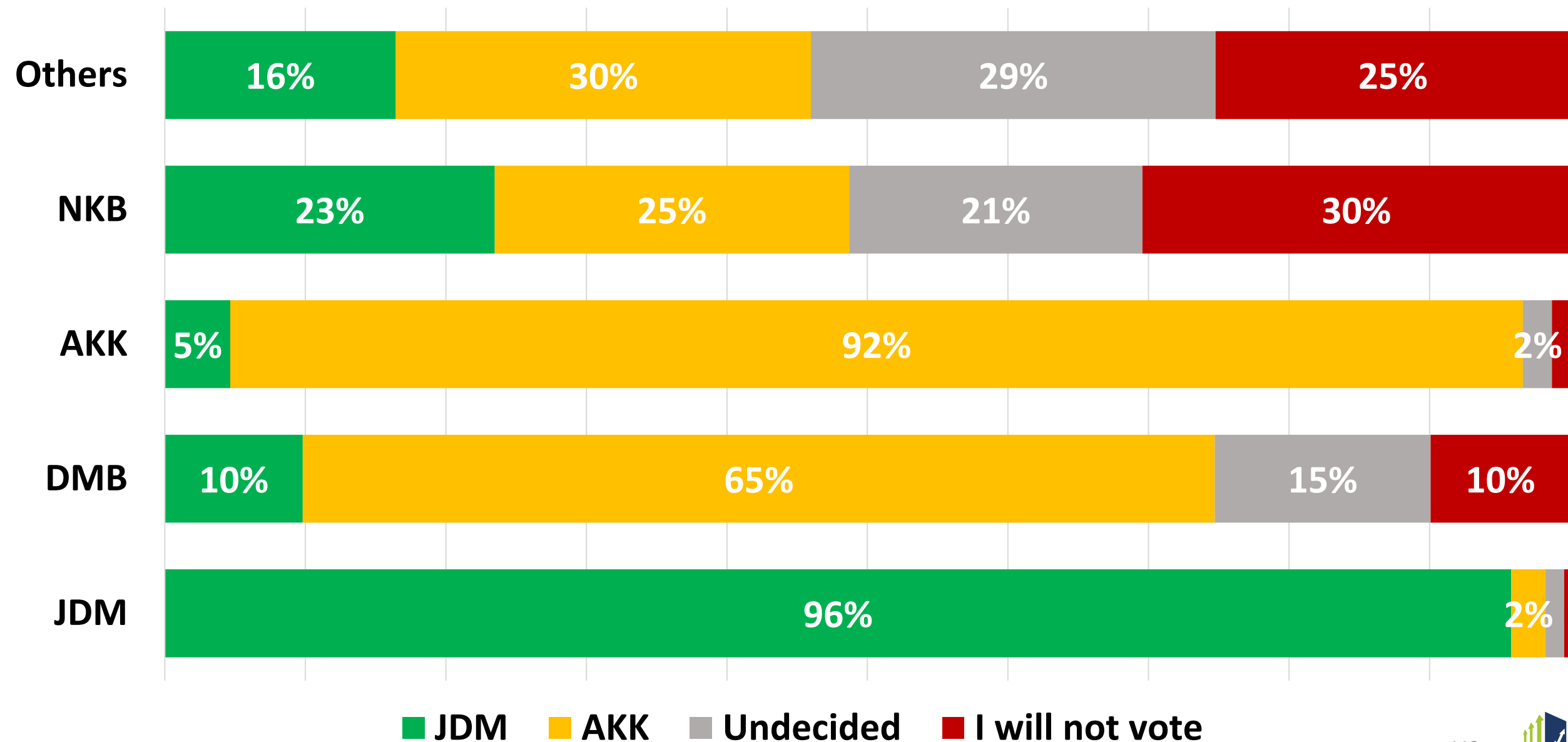


■ JDM ■ AKK

Behaviour first round voters in the event of runoff-JDM v DMB



Behaviour first round voters in the event of runoff-JDM v AKK



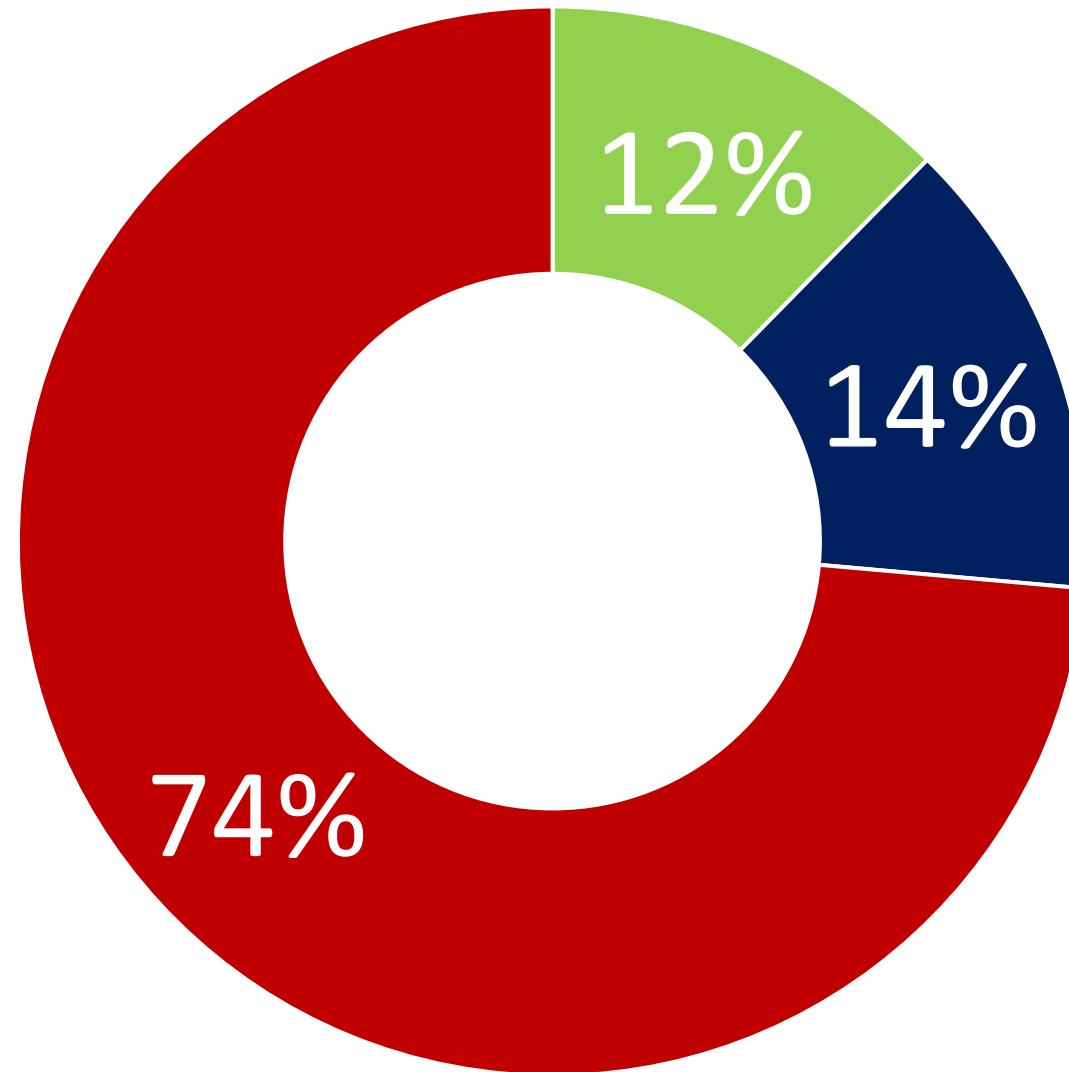
Are voters likely to change their voting intentions?



Global Info Analytics

Analytics . Polls . Modelling

How likely are you going to change your mind about your voting intentions?



- Likely
- Neutral
- Unlikely

How likely are you going to change your minds-Party Affiliations

Not Disclosed

75%

14%

11%

Others

64%

25%

11%

FV

72%

16%

12%

NDC

79%

12%

9%

NPP

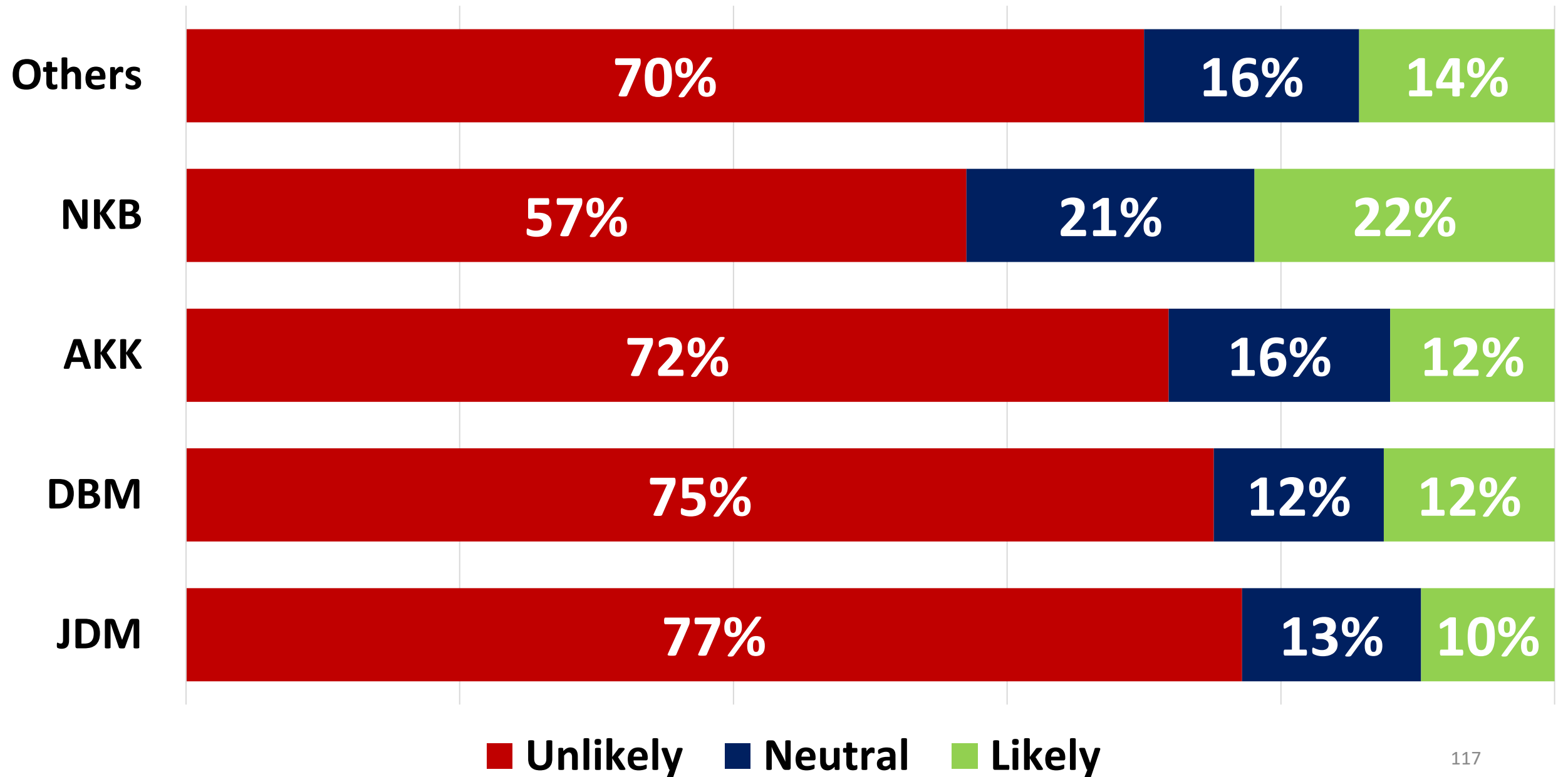
77%

11%


12%

Unlikely Neutral Likely

How likely are you going to change your minds-Voting Intentions



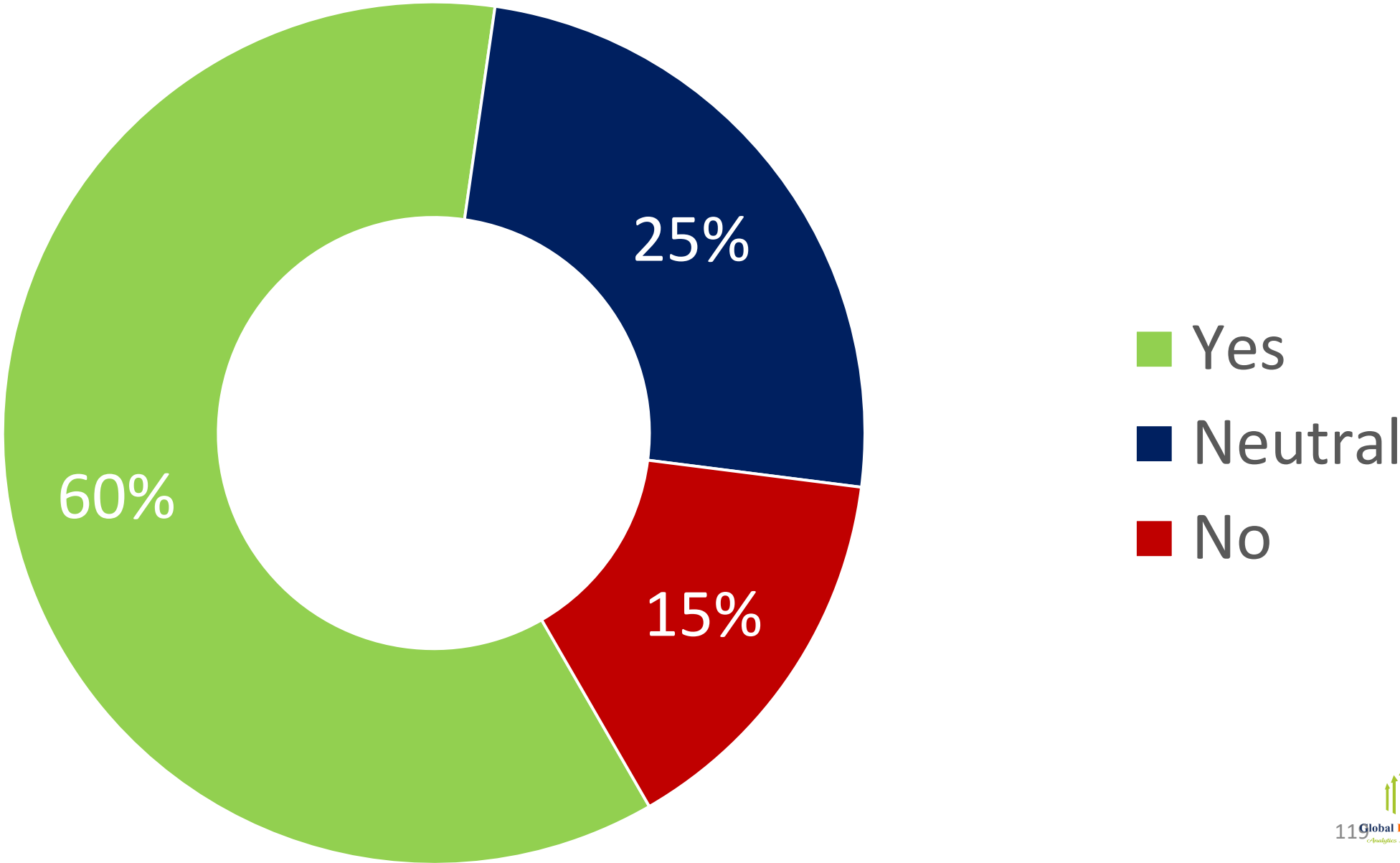
Choice of Prof. Jane Naana Opoku Agyemang as Running Mate



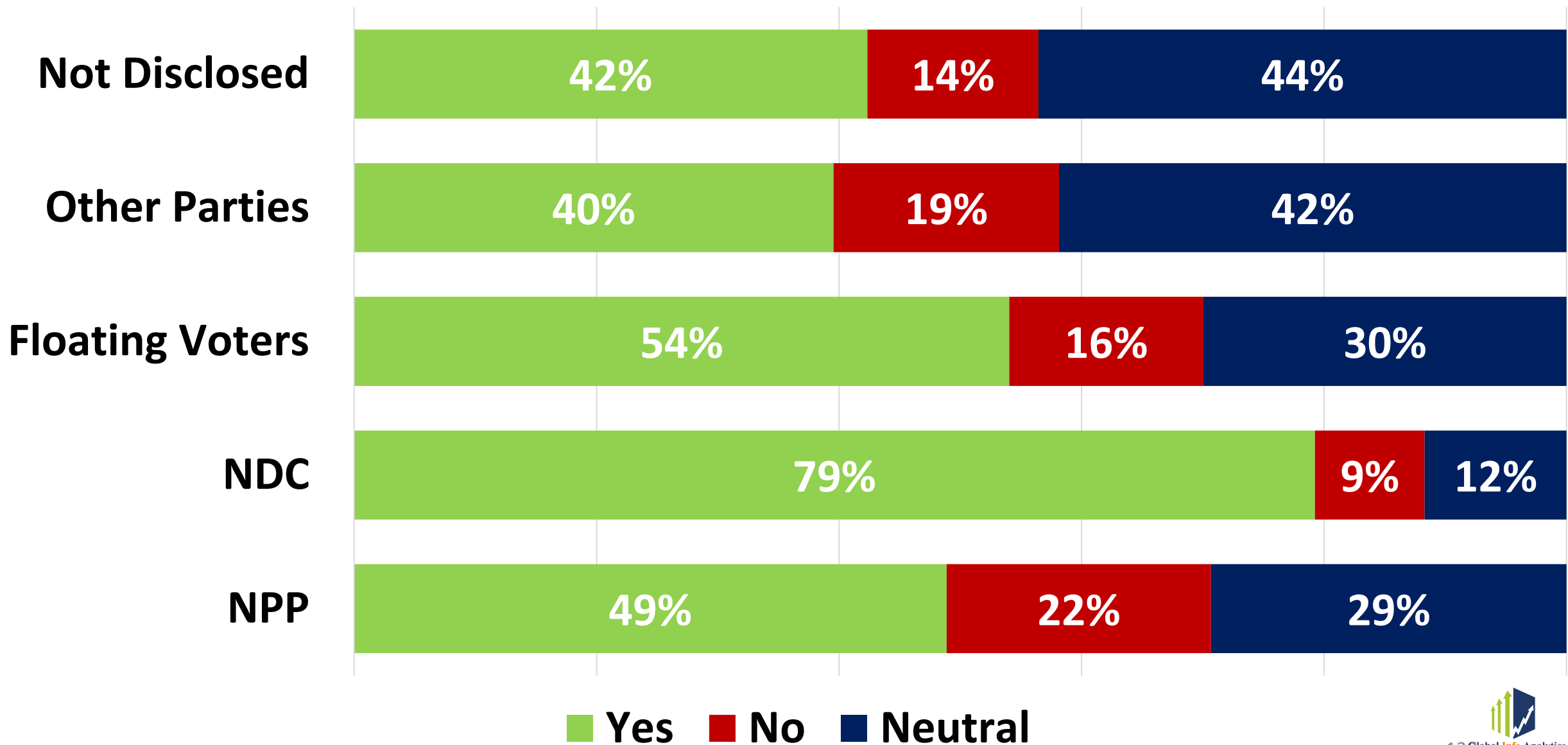
Global Info Analytics

Analytics . Polls . Modelling

Do you support the decision to retain Prof Jane Naana Opoku-Agyemang JM's running mate?



Do you support the decision to retain Prof Jane Naana Opoku-Agyemang JM's running mate? – Party affiliations



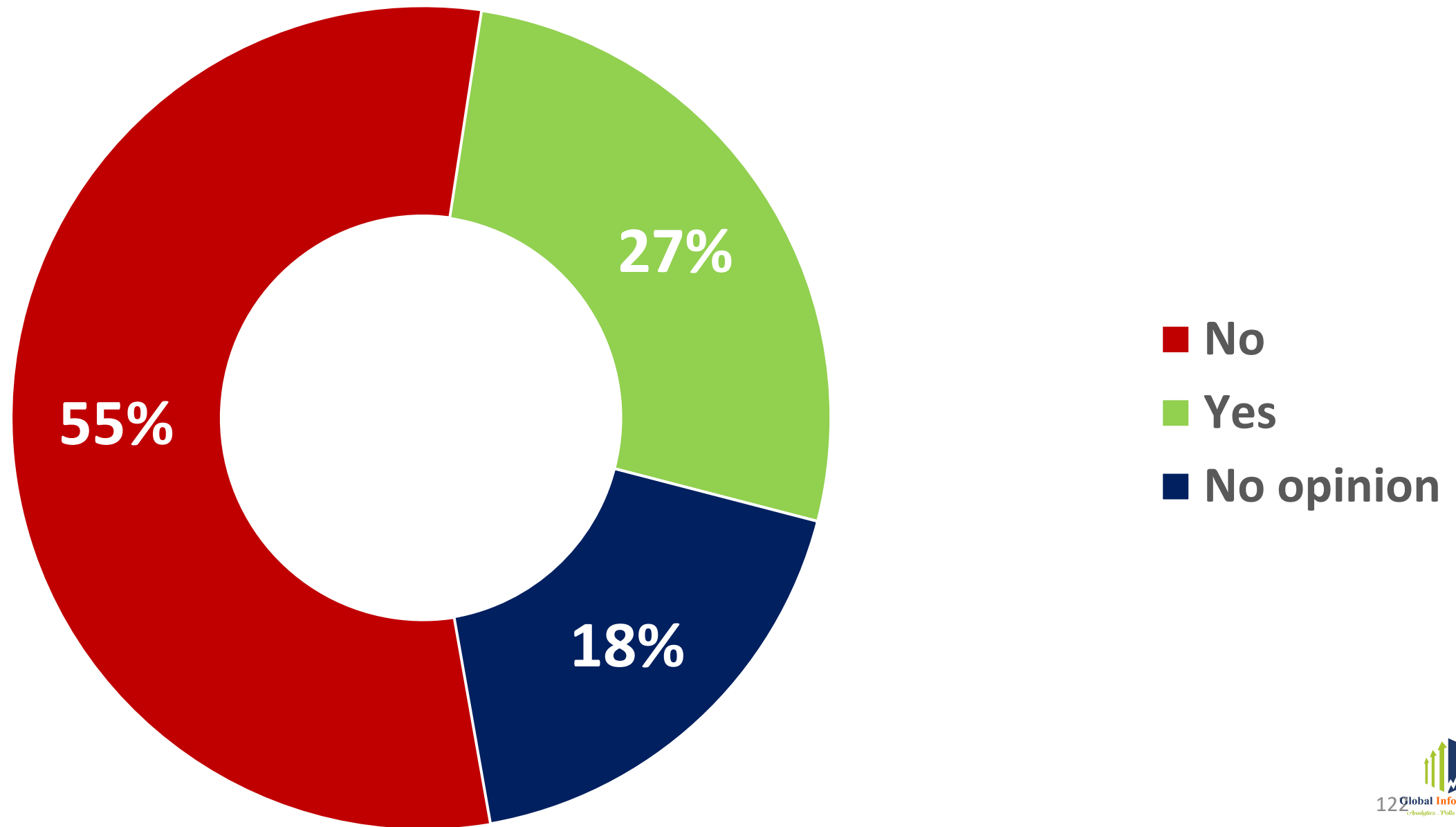
Break the Eight (8)



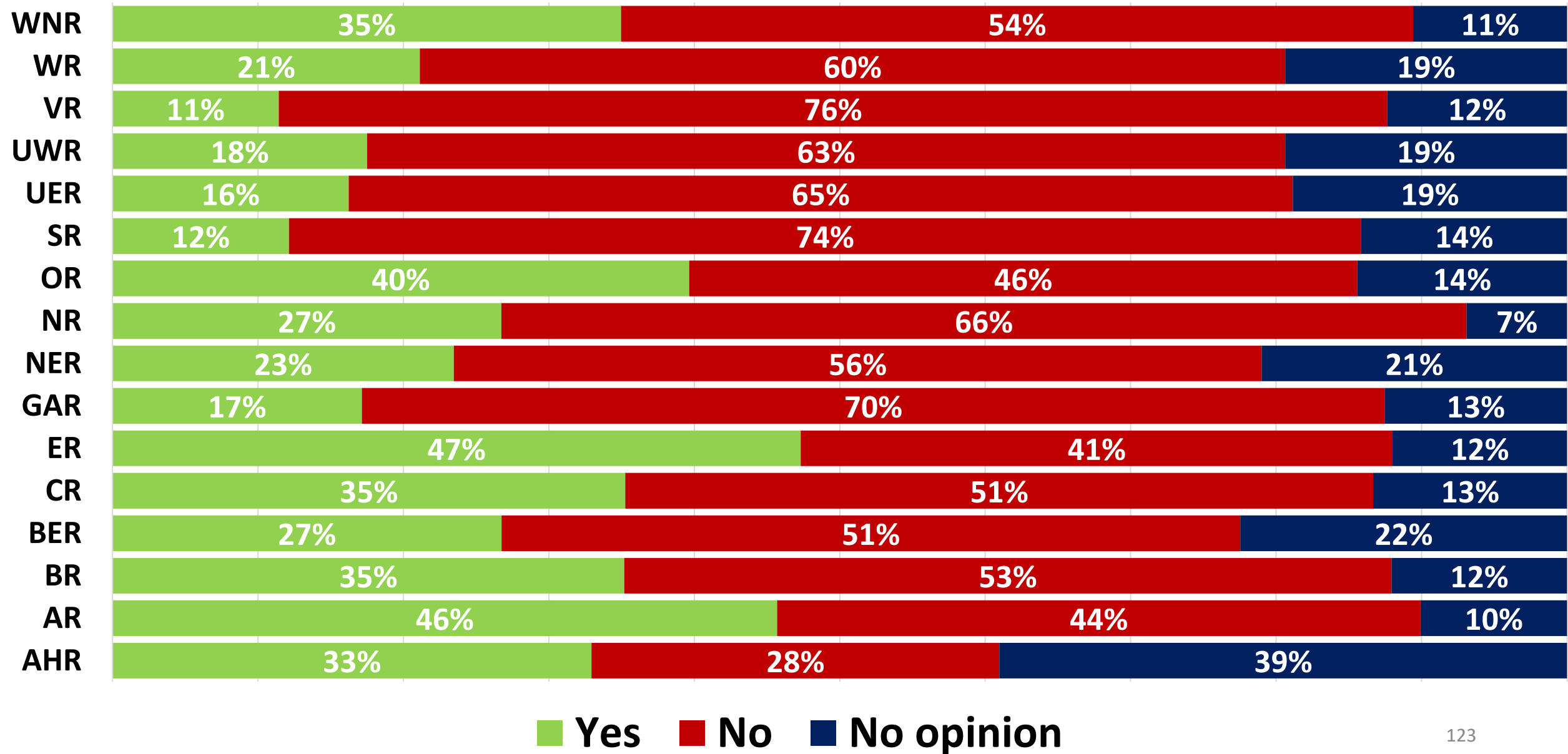
Global Info Analytics

Analytics . Polls . Modelling

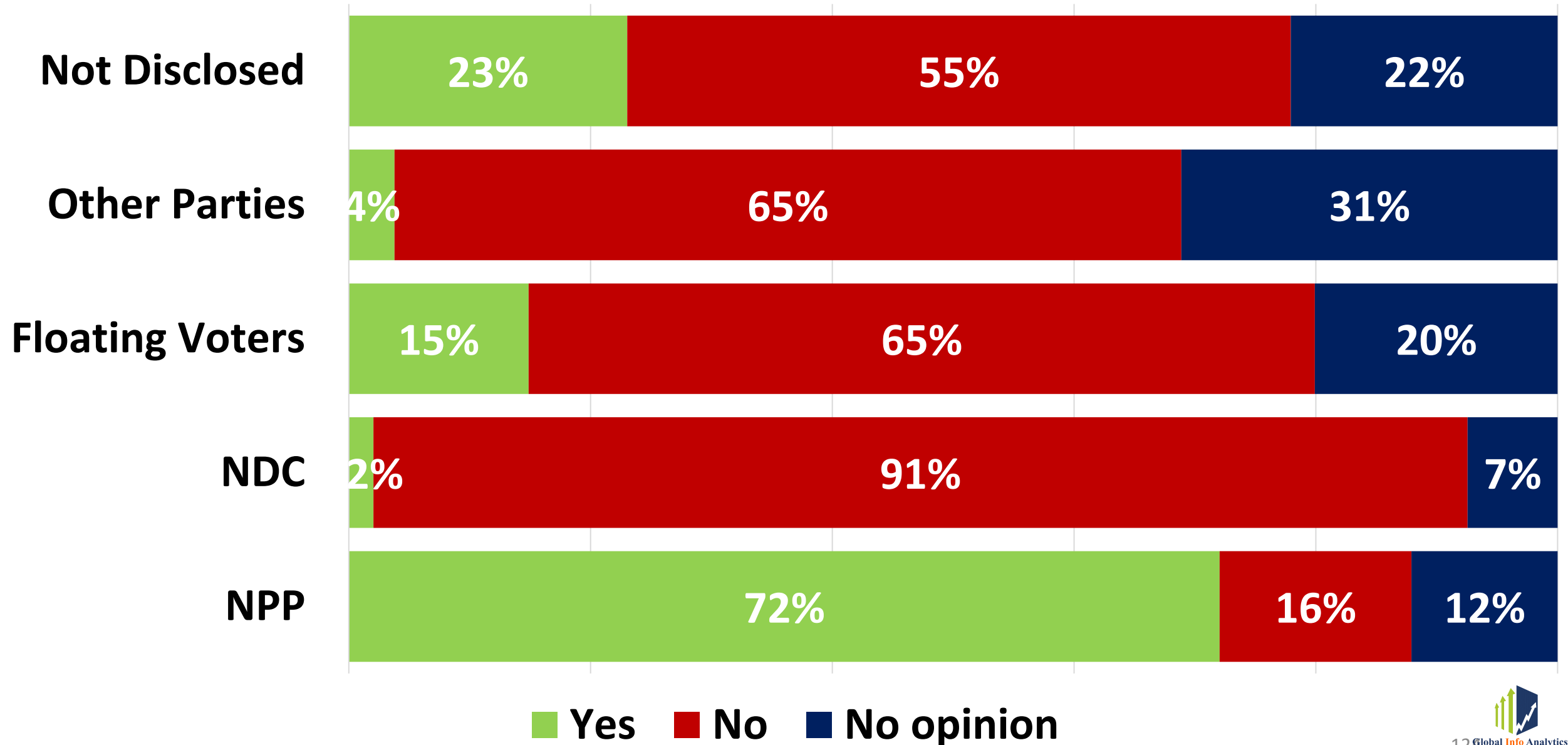
Regardless of your voting intentions in 2024, do you believe that the NPP can "Break the Eight"?



Break the Eight- Regions



Break the Eight- Party Affiliations



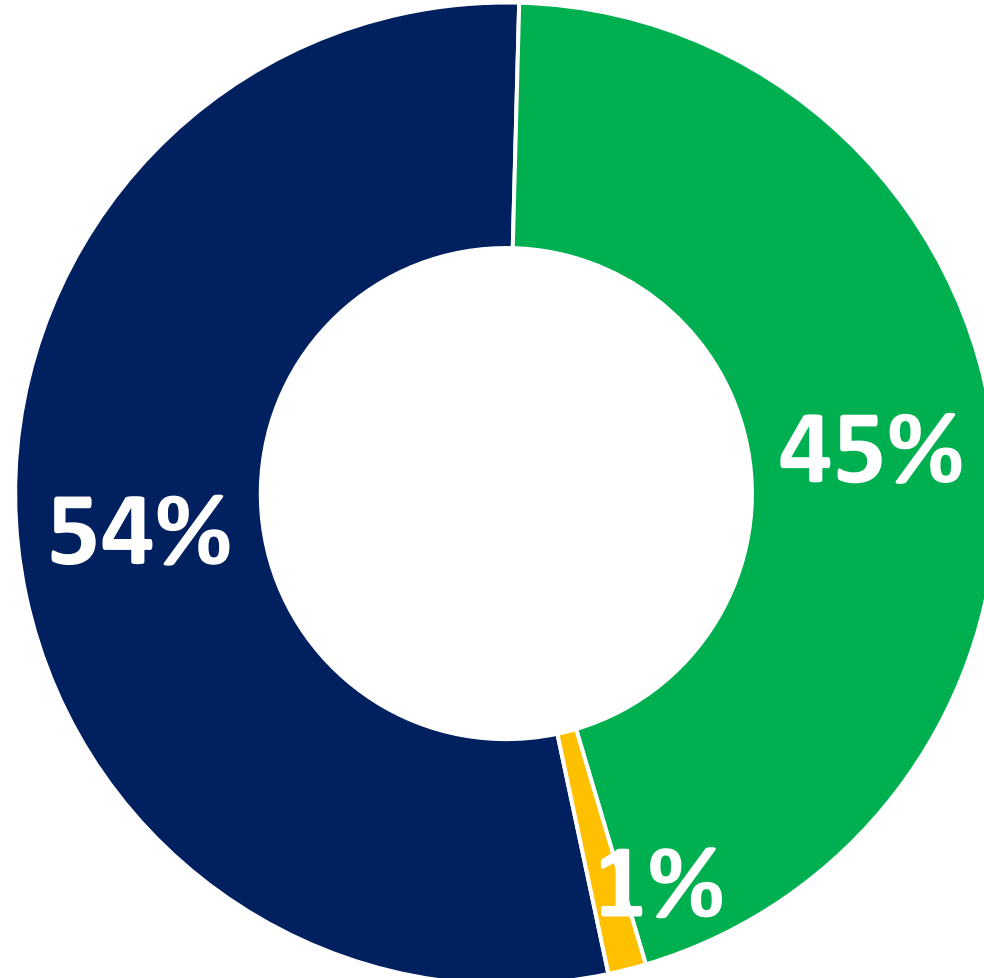
2020 Elections Exit Poll



Global Info Analytics

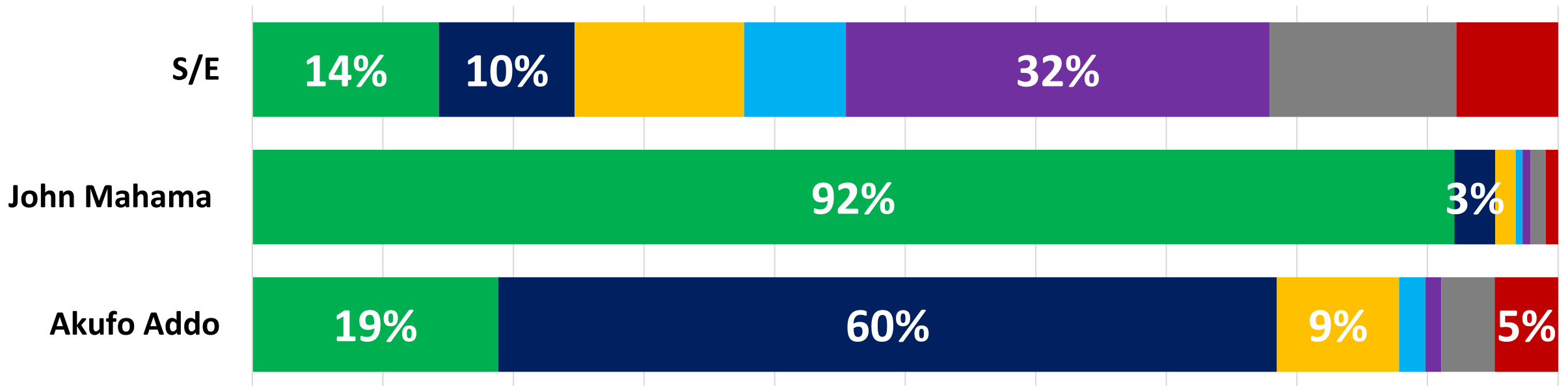
Analytics . Polls . Modelling

Which of the following candidates did you vote for in the 2020 presidential elections?



- Nana Akufo Addo
- JDM
- Others

Voting Intentions of 2020 Voters – All Voters



	Akufo Addo	John Mahama	S/E
JDM	19%	92%	14%
DMB	60%	3%	10%
AKK	9%	2%	13%
NKB	2%	1%	8%
Others	1%	1%	32%
Undecided	4%	1%	14%
I will not vote	5%	1%	8%

Analysis of voting intentions of 2020 voters- By Party Affiliations

Nana Akufo Addo						
	Overall	NPP	NDC	Floating Voters	Other Parties	Not Disclosed
JDM	19%	7%	83%	37%	13%	23%
DMB	60%	81%	13%	27%	2%	34%
AKK	9%	7%	1%	14%	53%	11%
NKB	2%	1%	7%	6%	2%	0%
Others	1%	0%	0%	2%	17%	1%
Undecided	4%	2%	0%	7%	4%	13%
I will not vote	5%	3%	1%	5%	4%	15%
Total	100%	100%	100%	100%	100%	100%

Analysis of voting intentions of 2020 voters- By Party Affiliations

	John Mahama					
	Overall	NPP	NDC	Floating Voters	Other Parties	Not Disclosed
JDM	92%	58%	97%	78%	42%	86%
DMB	3%	33%	1%	5%	8%	5%
AKK	2%	6%	1%	5%	17%	1%
NKB	1%	0%	0%	2%	25%	0%
Others	1%	0%	0%	3%	8%	0%
Undecided	1%	2%	0%	3%	0%	4%
I will not vote	1%	2%	0%	4%	0%	4%
Total	100%	100%	100%	100%	100%	100%

Analysis of voting intentions of 2020 voters- By Party Affiliations

	Someone Else					
	Overall	NPP	NDC	Floating Voters	Other Parties	Not Disclosed
JDM	14%	40%	67%	16%	9%	5%
DMB	10%	20%	0%	12%	4%	14%
AKK	13%	20%	33%	8%	13%	14%
NKB	8%	0%	0%	12%	9%	5%
Others	32%	0%	0%	20%	61%	29%
Undecided	14%	20%	0%	20%	4%	19%
I will not vote	8%	0%	0%	12%	0%	14%
Total	100%	100%	100%	100%	100%	100%

Estimation of JMD Lead over DMB in the Context of 2020 voters

Voting intentions	Akufo Addo	John Mahama	S/E	Total
JDM	1,243,382	5,643,162	12,152	6,898,695
DMB	3,930,858	192,679	8,838	4,132,375
AKK	617,781	96,340	11,047	725,167
NKB	132,940	32,113	6,628	171,682
Others	80,807	37,952	27,618	146,376
Undecided	268,487	70,065	12,152	350,704
I will not vote	320,620	58,388	6,628	385,636
Total	6,594,875	6,130,698	66,282	12,810,635

Estimated Overall Vote Margin (Weighted Poll)



Global Info Analytics

Analytics . Polls . Modelling

Key Assumptions

	%	Voters
Estimated Registered voters		18,500,000
Projected Turnout	69%	12,724,153
Projected Rejected	2%	254,483
Project Valid Votes to be cast		12,469,670

Estimated Margin between JDM & DMB (weighted poll)



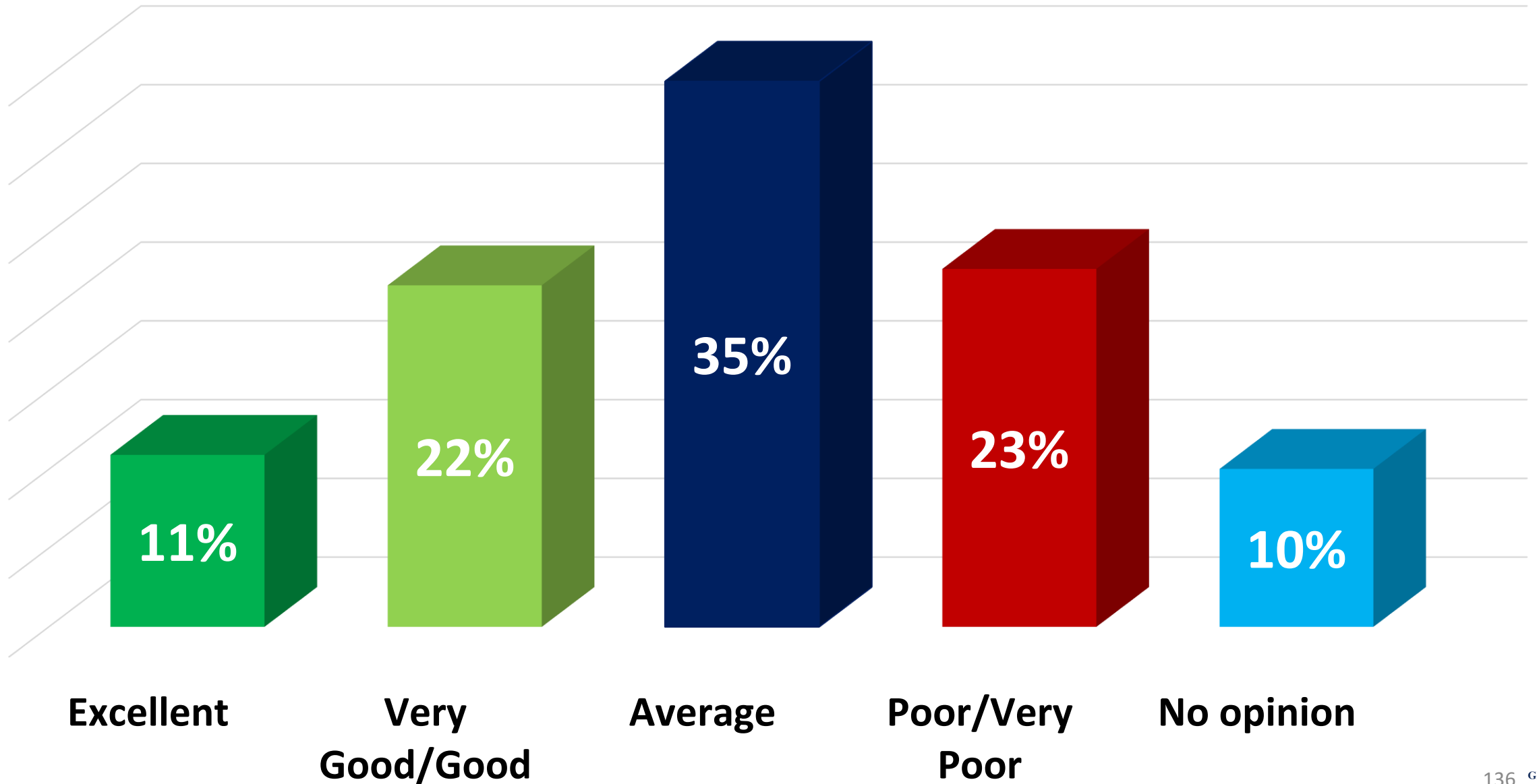
MPs Performance & 2024 Parliamentary Elections



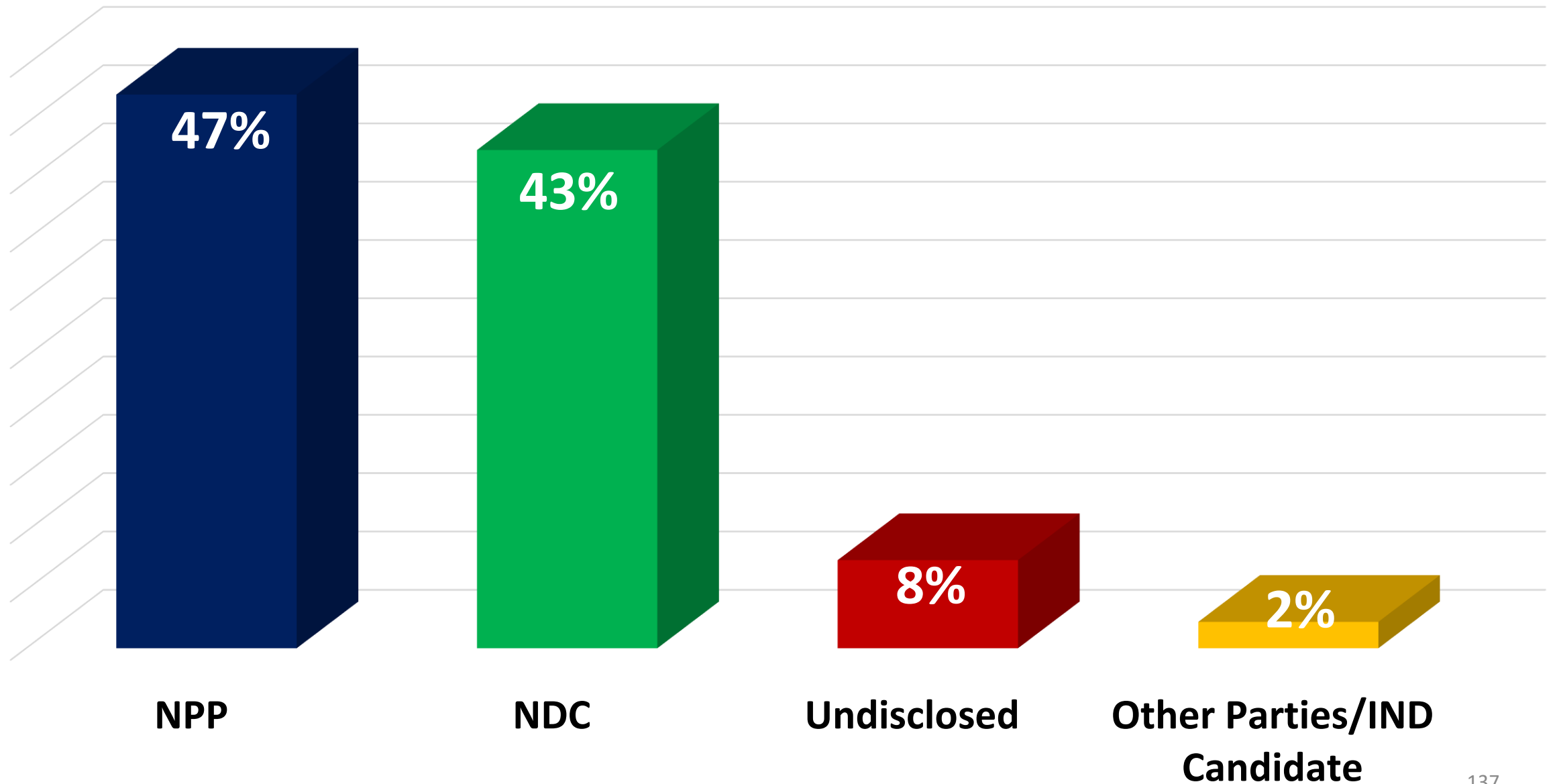
Global Info Analytics

Analytics . Polls . Modelling

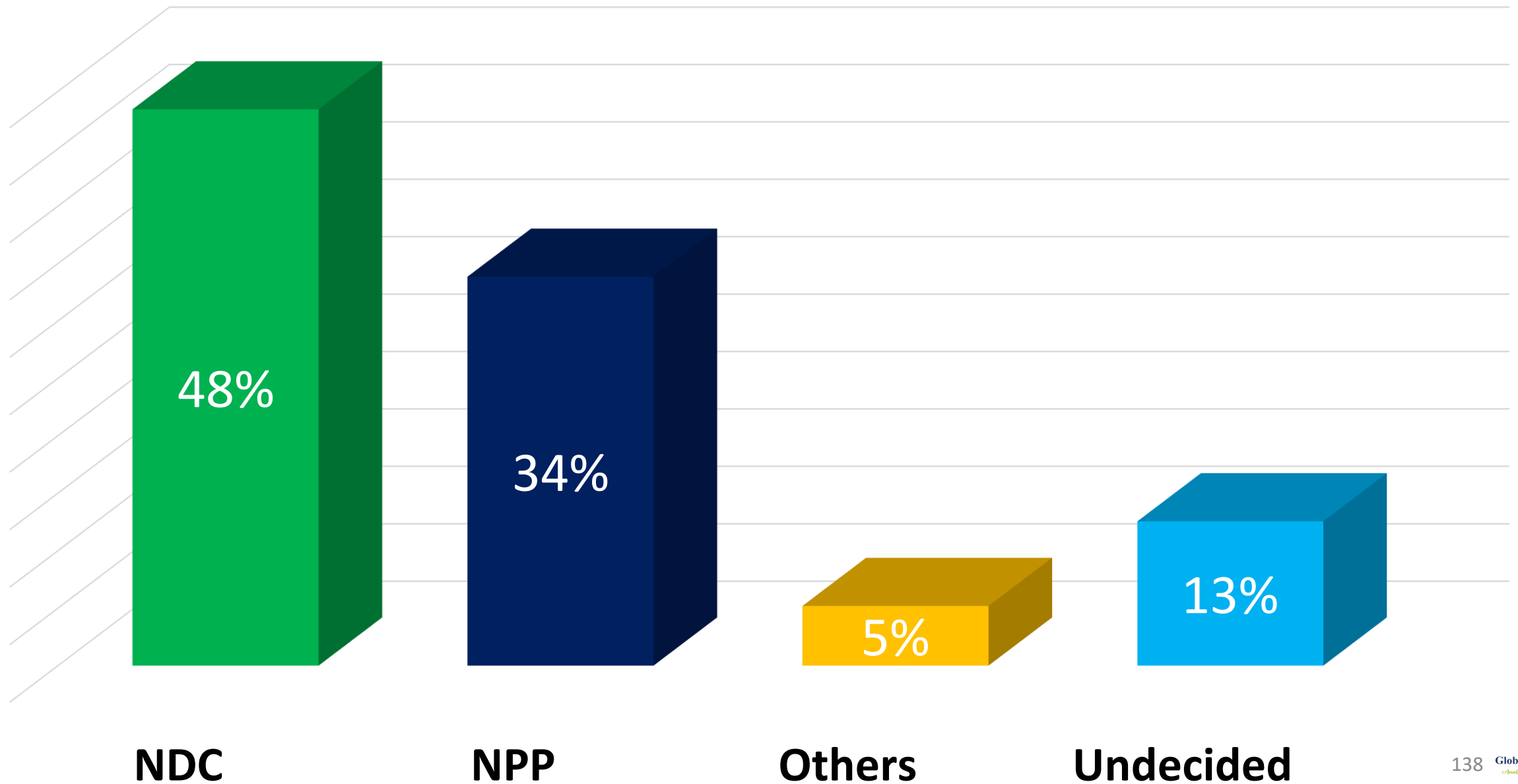
How would you rate the performance of your MP?



How did you vote in the 2020 Parliamentary Elections?



Which of the following party's parliamentary candidate do you intend to vote for in the 2024 parliamentary elections?



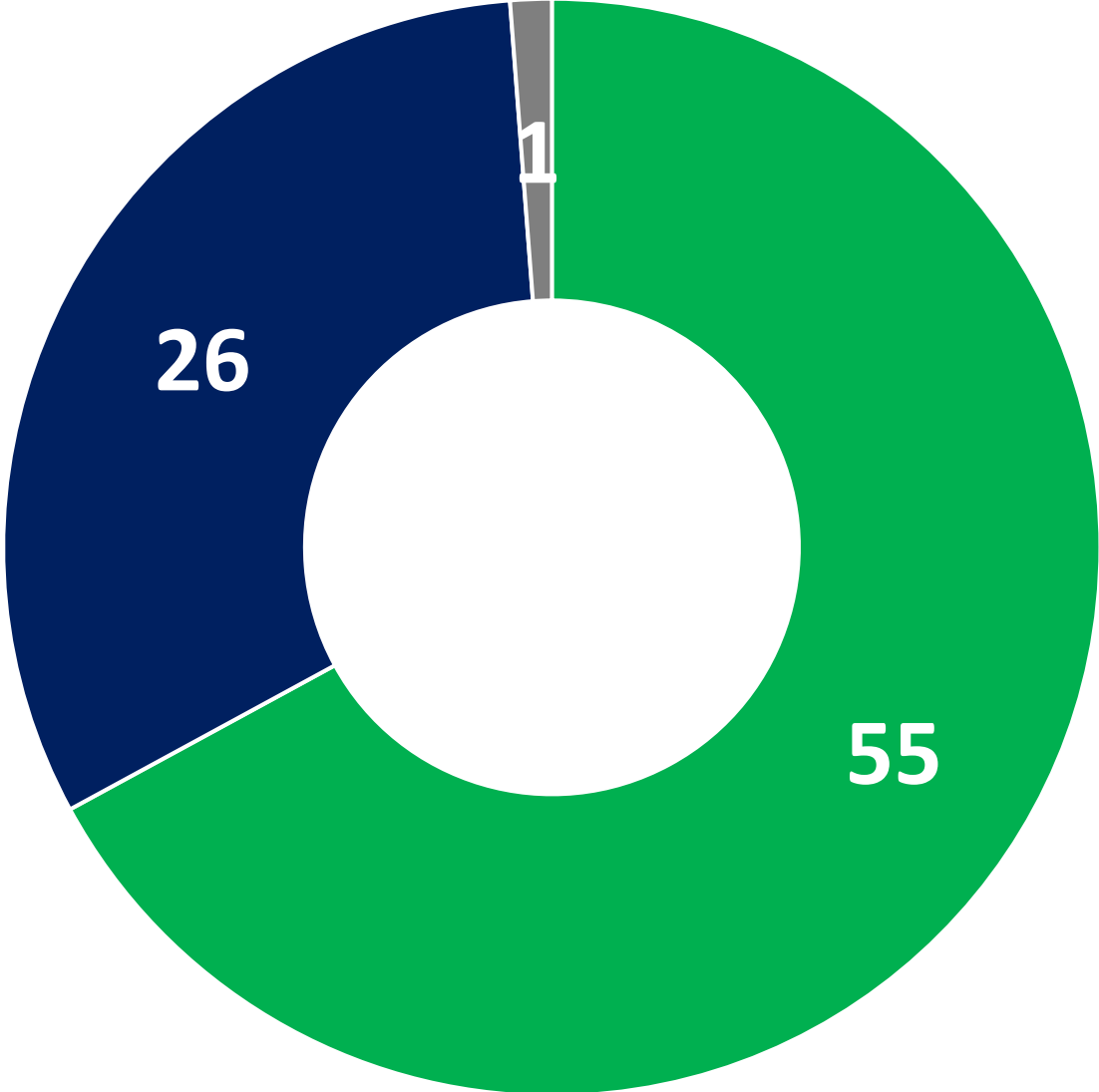
Constituencies Report



Global Info Analytics

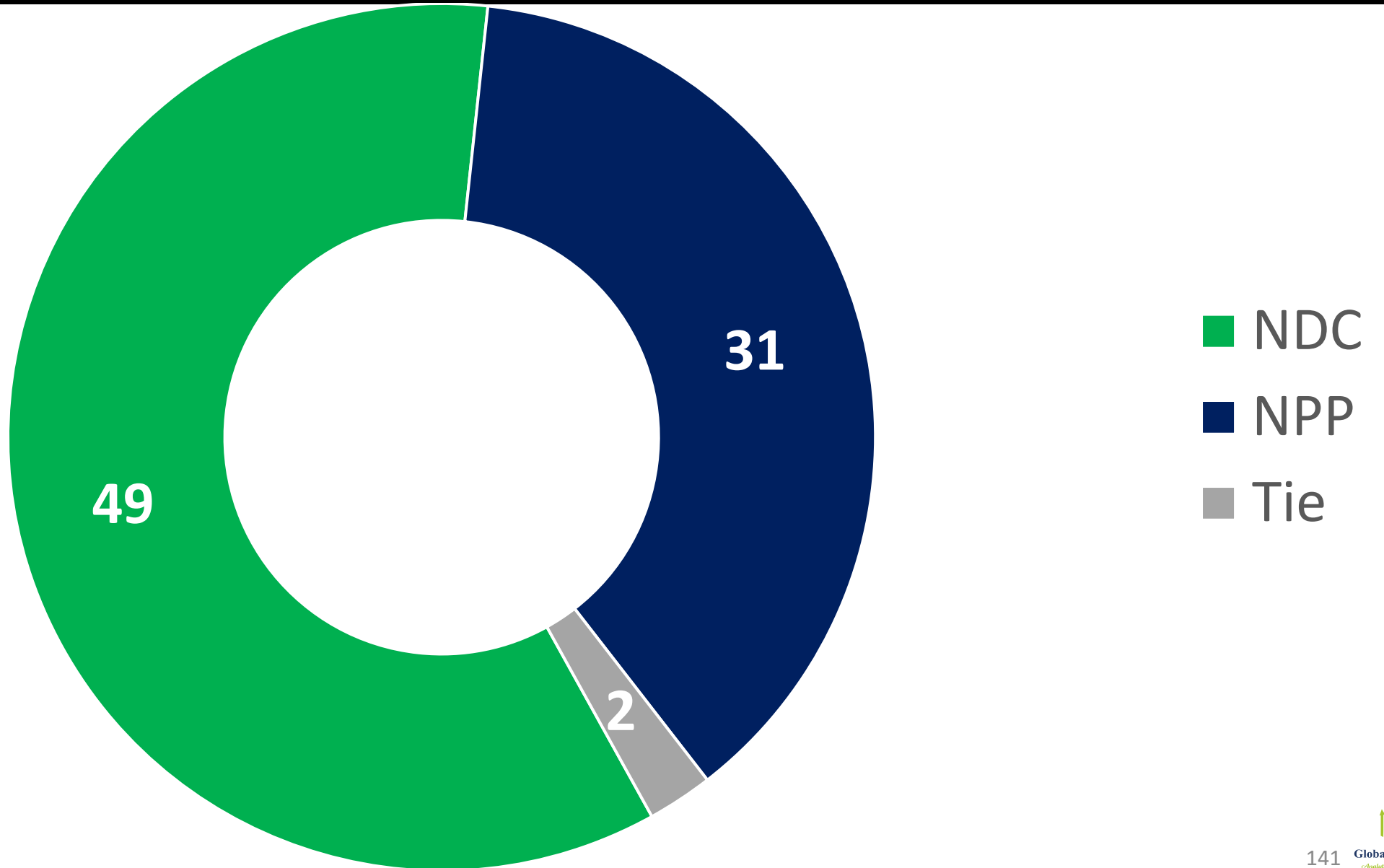
Analytics . Polls . Modelling

Constituency Presidential Report



■ JDM ■ DMB ■ Tie

Parliamentary Report





Constituency Presidential & Parliamentary lead

Constituency Presidential & Parliamentary lead

S/N	Constituencies	Presidential	Parliamentary	Status
1	Ablekuma West	John Mahama	NDC	Straight
2	Abuakwa North	Dr Bawumia	NPP	Straight
3	Abuakwa South	Dr Bawumia	NPP	Straight
4	Adaklu	John Mahama	NDC	Straight
5	Adansi Asokwa	John Mahama	NPP	Skirt & Blouse
6	Agona West	John Mahama	TIED	Tied Parliamentary
7	Ahafo Ano North	Dr Bawumia	NPP	Straight
8	Ahanta West	John Mahama	NDC	Straight
9	Ajumako Enyan Esiam	John Mahama	NDC	Straight
10	Akatsi North	John Mahama	NDC	Straight
11	Akatsi South	John Mahama	NDC	Straight
12	Akim Oda	Dr Bawumia	NPP	Straight
13	Akropong	Dr Bawumia	NPP	Straight
14	Amasaman	John Mahama	NDC	Straight
15	Aowin	Tied	NPP	Tied Presidential
16	Asante Akim Central	John Mahama	NDC	Straight
17	Asante Akim North	Dr Bawumia	NPP	Straight
18	Asante Akim South	Dr Bawumia	NPP	Straight
19	Asawase	John Mahama	NDC	Straight
20	Assin Central	Dr Bawumia	NPP	Straight
21	Asutifi North	Dr Bawumia	NPP	Straight
22	Asutifi South	Dr Bawumia	NPP	Straight
23	Atebubu/Amantin	John Mahama	NDC	Straight
24	Atwima Mponua	Dr Bawumia	NPP	Straight
25	Atwima Nwabiagya South	Dr Bawumia	NPP	Straight
26	Bantama	Dr Bawumia	NPP	Straight
27	Bawku Central	John Mahama	NDC	Straight
28	Berekum West	John Mahama	NDC	Straight
29	Bodi	Dr Bawumia	NDC	Skirt & Blouse
30	Bole-Bamboi	John Mahama	NDC	Straight

Constituency Presidential & Parliamentary lead

S/N	Constituencies	Presidential	Parliamentary	Status
31	Bolgatanga Central	John Mahama	NDC	Straight
32	Builsa North	John Mahama	NDC	Straight
33	Cape Coast South	John Mahama	NPP	Skirt & Blouse
34	Chereponi	John Mahama	NDC	Straight
35	Daboya/Mankarigu	John Mahama	NDC	Straight
36	Dadekotopon	John Mahama	NDC	Straight
37	Dormaa East	John Mahama	NPP	Skirt & Blouse
38	Ellembele	John Mahama	NDC	Straight
39	Essikadu-Ketan	Dr Bawumia	NPP	Straight
40	Gomoa East	John Mahama	NDC	Straight
41	Ho Central	John Mahama	NDC	Straight
42	Jaman North	John Mahama	NDC	Straight
43	Jirapa	John Mahama	NDC	Straight
44	Kade	Dr Bawumia	NPP	Straight
45	Kintampo North	John Mahama	NDC	Straight
46	Korle Klottey	John Mahama	NDC	Straight
47	Kpone-Katamanso	John Mahama	NDC	Straight
48	Krachi East	Dr Bawumia	NPP	Straight
49	Krowor	John Mahama	NDC	Straight
50	Kumbungu	John Mahama	NDC	Straight
51	Kwadaso	John Mahama	TIED	Tied Parliamentary
52	Kwahu Afram Plains North	John Mahama	NDC	Straight
53	Kwesimintsim	John Mahama	NDC	Straight
54	Ledzokuku	John Mahama	NDC	Straight
55	Manso Nkwanta	Dr Bawumia	NPP	Straight
56	Mfantseman	John Mahama	NDC	Straight
57	Mion	Dr Bawumia	NPP	Straight
58	Nanton	Dr Bawumia	NPP	Straight
59	New Juaben North	John Mahama	NDC	Straight
60	Ningo Prampram	John Mahama	NDC	Straight

Constituency Presidential & Parliamentary lead

S/N	Constituencies	Presidential	Parliamentary	Status
61	Nkawkaw	John Mahama	NPP	Skirt & Blouse
62	Nkwanta North	John Mahama	NDC	Straight
63	North Tongu	John Mahama	NDC	Straight
64	Offinso North	Dr Bawumia	NPP	Straight
65	Offinso South	Dr Bawumia	NPP	Straight
66	Okaikwei North	John Mahama	NDC	Straight
67	Okere	Dr Bawumia	NPP	Straight
68	Pru West	John Mahama	NDC	Straight
69	Pusiga	John Mahama	NDC	Straight
70	Sekyere Afram Plains	Dr Bawumia	NPP	Straight
71	Shai-Osudoku	John Mahama	NDC	Straight
72	Sissala West	John Mahama	NDC	Straight
73	Suaman	John Mahama	NDC	Straight
74	Sunyani West	John Mahama	NDC	Straight
75	Takoradi	John Mahama	NDC	Straight
76	Tamale North	John Mahama	NDC	Straight
77	Twifo Atti Morkwa	John Mahama	NDC	Straight
78	Upper West Akim	Dr Bawumia	NPP	Straight
79	Wa West	John Mahama	NDC	Straight
80	Wulesnsi	John Mahama	NDC	Straight
81	Yunyoo	Dr Bawumia	NPP	Straight
82	Zebilla	John Mahama	NDC	Straight

Detail Presidential Report –Constituencies

Constituencies	JDM	DMB	AKK	NKB	Others	Total
Asutifi South	21.7%	69.6%	8.7%	0.0%	0.0%	100%
Asutifi North	32.0%	50.0%	16.0%	0.0%	2.0%	100%
Manso Nkwanta	14.0%	82.5%	1.8%	1.8%	0.0%	100%
Offinso North	15.9%	56.8%	15.9%	6.8%	4.5%	100%
Sekyere Afram Plains	26.7%	40.0%	13.3%	6.7%	13.3%	100%
Asante Akim Central	46.7%	37.8%	4.4%	11.1%	0.0%	100%
Asante Akim North	31.0%	69.0%	0.0%	0.0%	0.0%	100%
Atwima Nwabiagya South	14.3%	83.3%	2.4%	0.0%	0.0%	100%
Offinso South	14.5%	58.1%	11.3%	11.3%	4.8%	100%
Asante Akim South	35.6%	46.6%	17.8%	0.0%	0.0%	100%
Asawase	60.5%	39.5%	0.0%	0.0%	0.0%	100%
Adansi Asokwa	41.5%	36.6%	22.0%	0.0%	0.0%	100%
Ahafo Ano North	22.8%	75.4%	1.8%	0.0%	0.0%	100%
Atwima Mponua	39.0%	58.5%	2.4%	0.0%	0.0%	100%
Bantama	27.0%	59.5%	13.5%	0.0%	0.0%	100%
Kwadaso	48.6%	45.9%	5.4%	0.0%	0.0%	100%
Berekum West	65.5%	10.3%	20.7%	3.4%	0.0%	100%
Dormaa East	36.7%	33.3%	20.0%	0.0%	10.0%	100%
Sunyani West	46.5%	37.2%	2.3%	9.3%	4.7%	100%
Jaman North	56.7%	37.3%	4.5%	0.0%	1.5%	100%
Kintampo North	57.8%	7.8%	15.6%	7.8%	10.9%	100%
Pru West	63.2%	36.8%	0.0%	0.0%	0.0%	100%
Atebubu/Amantin	39.7%	34.9%	14.3%	6.3%	4.8%	100%
Assin Central	35.4%	64.6%	0.0%	0.0%	0.0%	100%
Mfantseman	50.6%	47.1%	1.2%	0.0%	1.2%	100%
Gomoa East	51.0%	36.7%	5.1%	6.1%	1.0%	100%
Cape Coast South	55.6%	44.4%	0.0%	0.0%	0.0%	100%
Twifo Atti Morkwa	53.1%	46.9%	0.0%	0.0%	0.0%	100%
Ajumako Enyan Esiam	57.5%	41.1%	1.4%	0.0%	0.0%	100%
Agona West	50.0%	48.7%	1.3%	0.0%	0.0%	100%
Akuapem South	10.2%	49.0%	40.8%	0.0%	0.0%	100%
Abuakwa South	13.0%	78.3%	0.0%	8.7%	0.0%	100%

Constituency report will have significantly higher margin of error due to sample size limitations

Detail Presidential Report –Constituencies

Constituencies	JDM	DMB	AKK	NKB	Others	Total
Abuakwa North	26.5%	73.5%	0.0%	0.0%	0.0%	100%
Upper West Akim	37.5%	62.5%	0.0%	0.0%	0.0%	100%
Okere	33.3%	63.3%	0.0%	0.0%	3.3%	100%
Kwahu Afram Plains North	81.4%	9.3%	9.3%	0.0%	0.0%	100%
New Juaben North	53.1%	43.8%	3.1%	0.0%	0.0%	100%
Kade	24.6%	68.9%	3.3%	1.6%	1.6%	100%
Nkawkaw	22.6%	11.9%	27.4%	21.4%	16.7%	100%
Akim Oda	14.6%	82.9%	0.0%	2.4%	0.0%	100%
Ningo Prampram	82.9%	4.9%	4.9%	7.3%	0.0%	100%
Korle Klottey	80.5%	8.5%	7.3%	3.7%	0.0%	100%
Dadekotopon	59.0%	40.3%	0.7%	0.0%	0.0%	100%
Okaikwei North	78.1%	17.2%	4.7%	0.0%	0.0%	100%
Krowor	59.4%	22.8%	17.8%	0.0%	0.0%	100%
Kpone-Katamanso	83.2%	16.0%	0.0%	0.0%	0.8%	100%
Ledzokuku	86.6%	10.7%	2.0%	0.7%	0.0%	100%
Ablekuma West	61.8%	38.2%	0.0%	0.0%	0.0%	100%
Amasaman	71.1%	20.8%	7.4%	0.7%	0.0%	100%
Shai-Osudoku	70.6%	29.4%	0.0%	0.0%	0.0%	100%
Kumbungu	89.4%	9.1%	1.5%	0.0%	0.0%	100%
Tamale North	78.2%	21.8%	0.0%	0.0%	0.0%	100%
Mion	36.4%	63.6%	0.0%	0.0%	0.0%	100%
Wulesnsi	75.7%	24.3%	0.0%	0.0%	0.0%	100%
Nanton	41.5%	58.5%	0.0%	0.0%	0.0%	100%
Yunyoo	28.6%	42.9%	23.8%	0.0%	4.8%	100%
Chereponi	75.5%	20.8%	3.8%	0.0%	0.0%	100%
Nkwanta North	53.3%	37.8%	2.2%	0.0%	6.7%	100%
Krachi East	44.2%	51.9%	1.9%	1.9%	0.0%	100%
Bole-Bamboi	75.0%	25.0%	0.0%	0.0%	0.0%	100%
Daboya/Mankarigu	71.4%	25.7%	2.9%	0.0%	0.0%	100%
Bolgatanga Central	70.7%	19.0%	10.3%	0.0%	0.0%	100%
Builsa North	94.4%	5.6%	0.0%	0.0%	0.0%	100%
Zebilla	60.0%	40.0%	0.0%	0.0%	0.0%	100%

Constituency report will have significantly higher margin of error due to sample size limitations

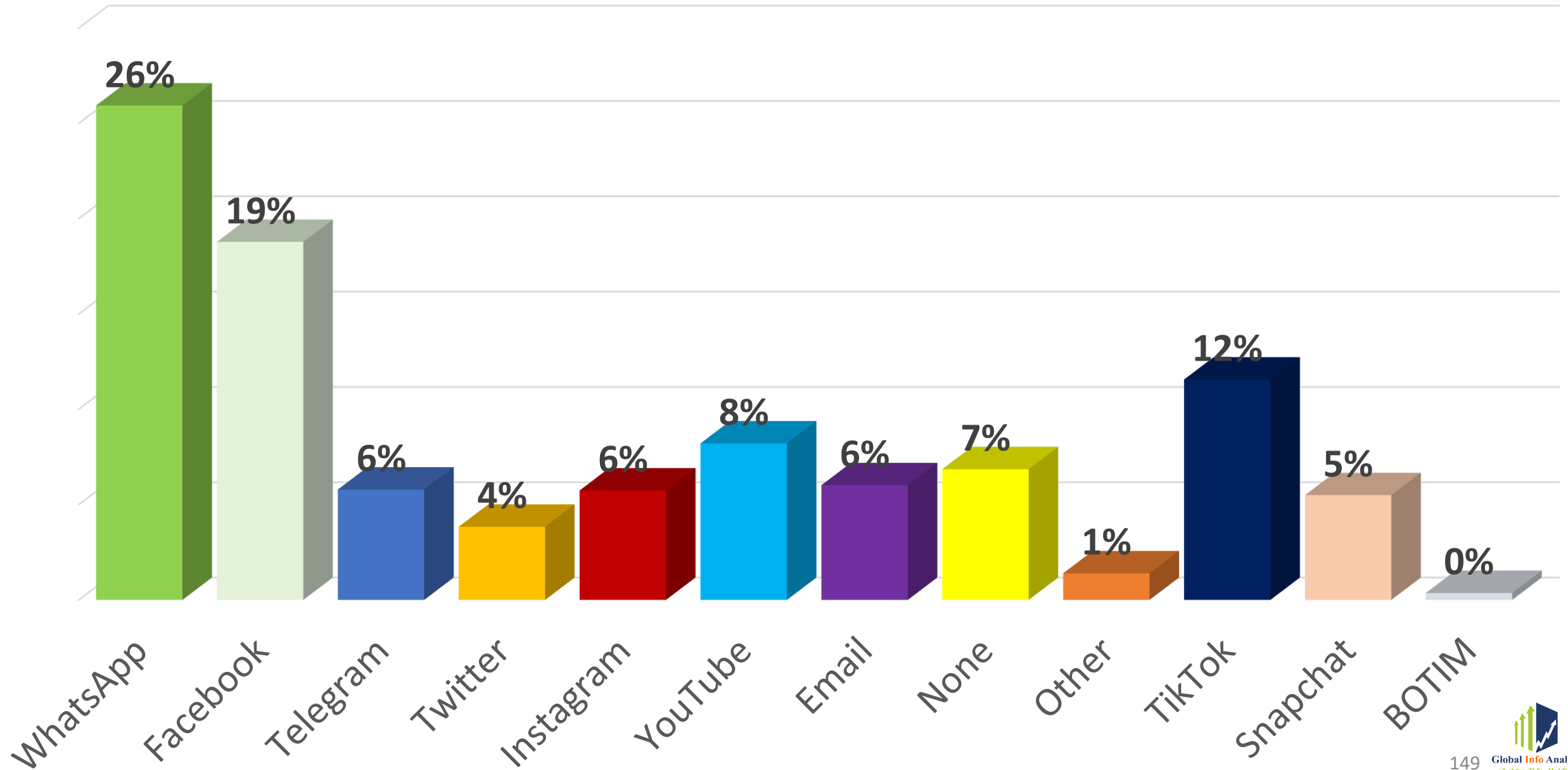
Social Media & Elections



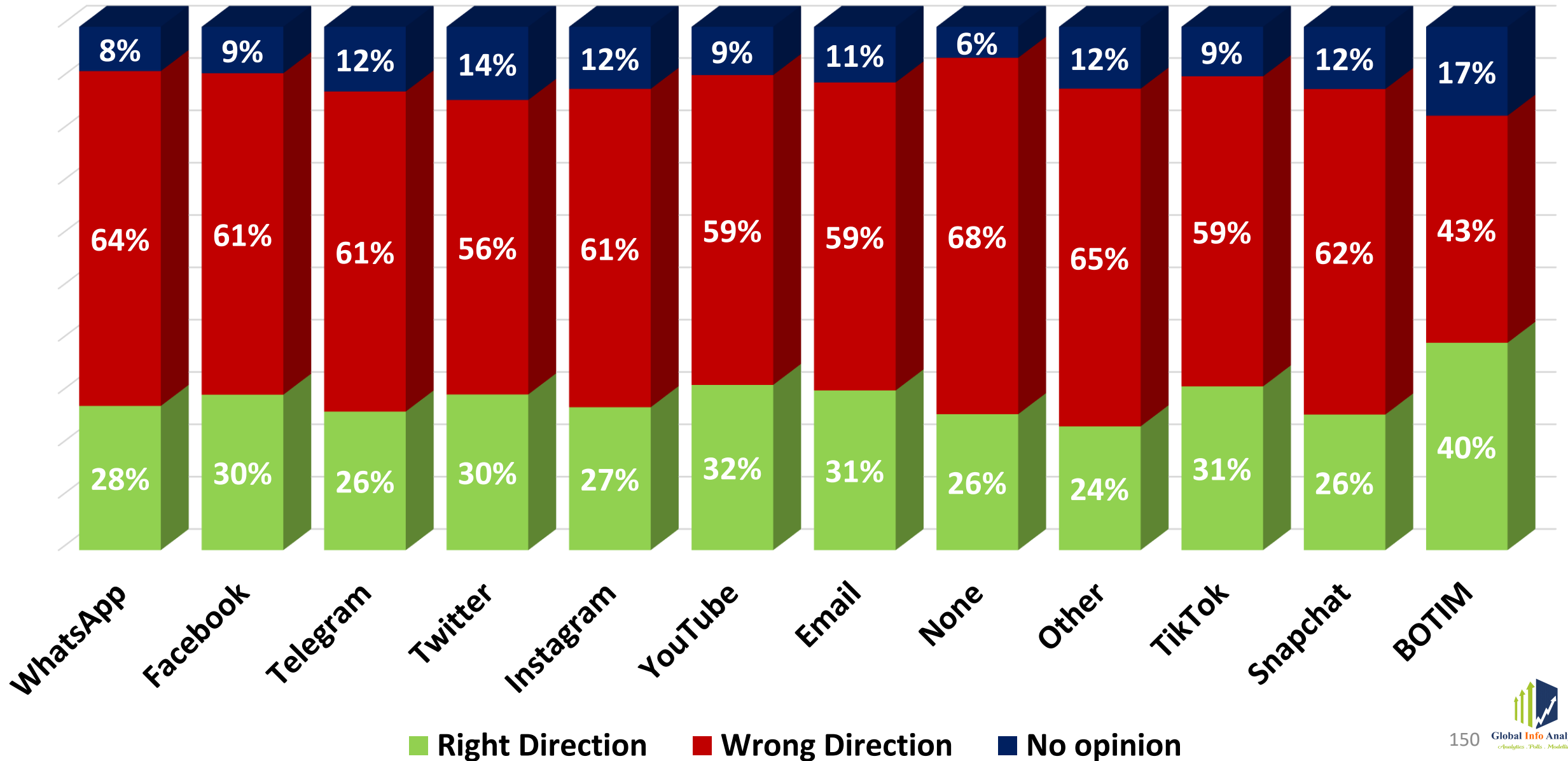
Global Info Analytics

Analytics . Polls . Modelling

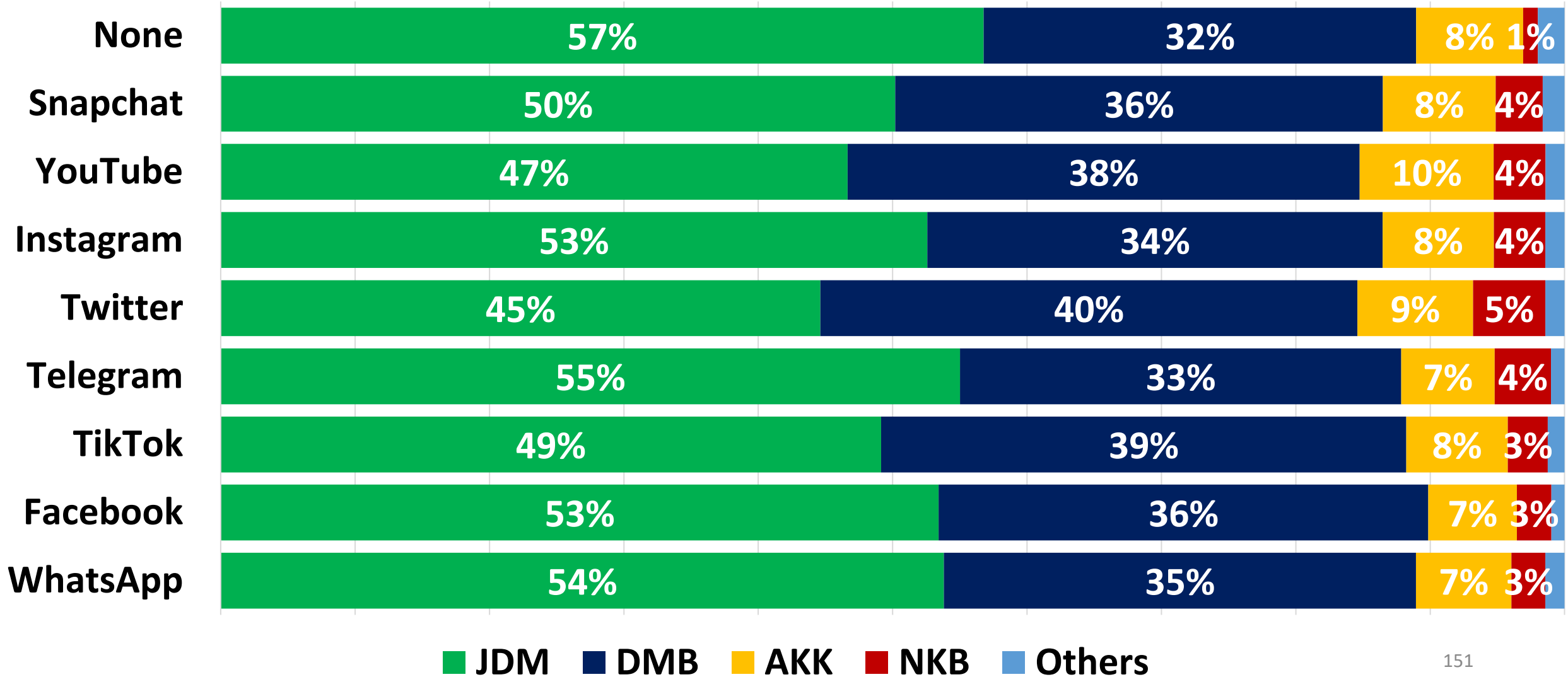
Voters and Social Media



Social Media Users-Direction of the country



Social Media –General Election voting intentions





Global InfoAnalytics Limited

Accra, Ghana

Emails: m.dankwah@globalinfoanalytics.com

<http://globalinfoanalytics.com>

LinkedIn: <https://www.linkedin.com/in/mussa-dankwah-72797048/>

Contacts:

Mussa Dankwah, Head of Global Research: +233 265 44 1 450

Eugene Kumi-Arhin, BSc. (Hons), MPhil, PGDE, Senior Researcher: +233 531 677 110